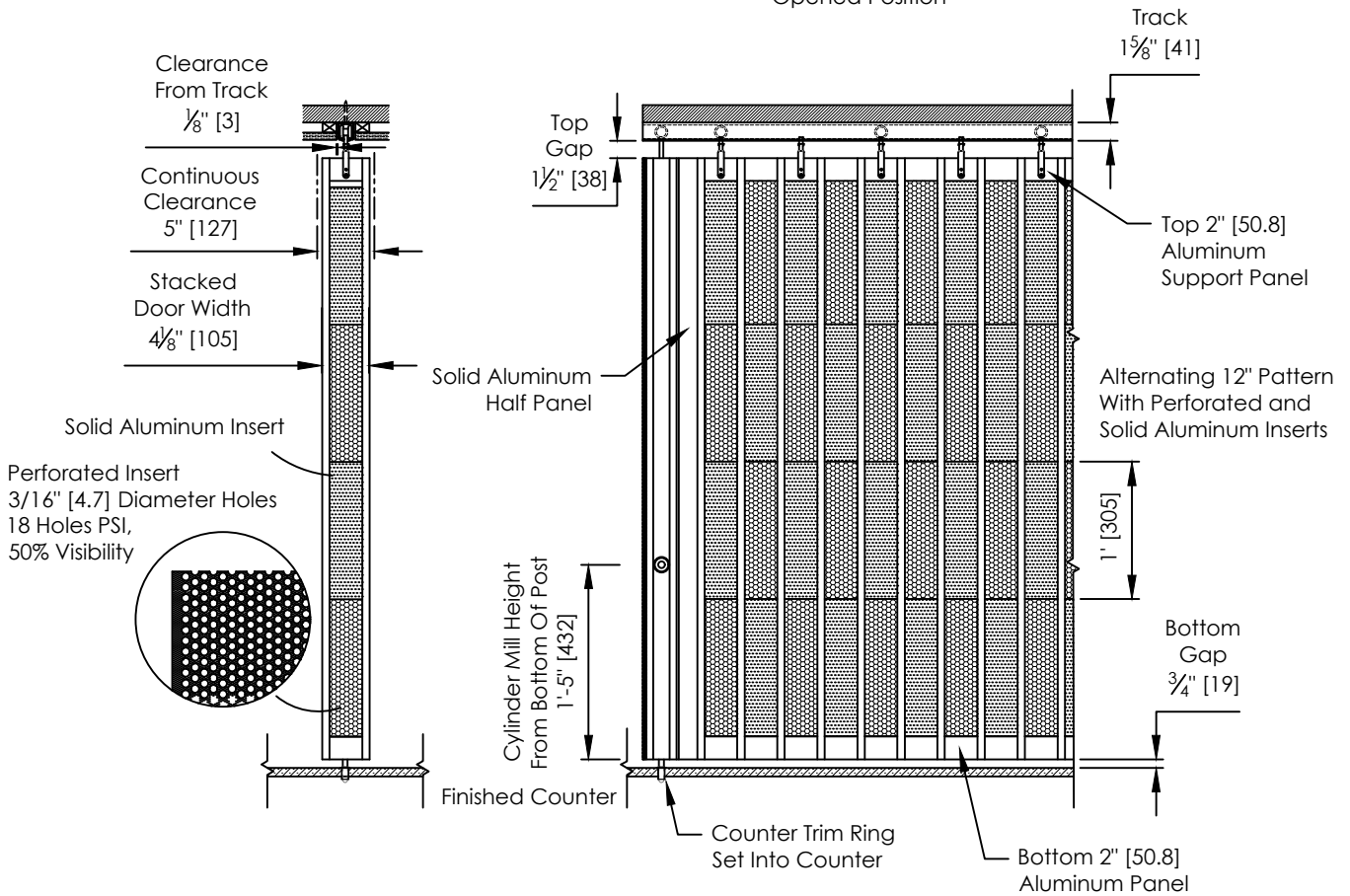
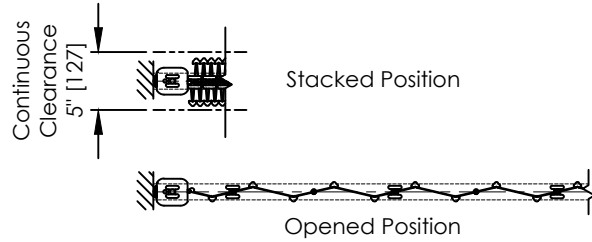
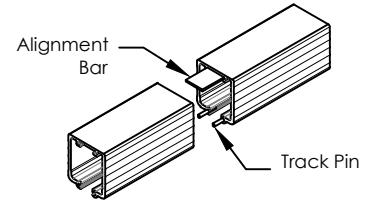


Choice Of Quality Anodized Finish On All Exposed Aluminum Parts.
 Note: Colors May Not Be Exactly As Shown.
 Cut And Sheared Edges Will Be Bare Aluminum.

Track – The Durable Hardened Track Allows For Smooth Operation.
 Optional Curves And Custom Curves Available.



DIMENSIONS ARE IN INCHES STANDARD TOLERANCES APPLY UNLESS OTHERWISE INDICATED	DRAWN: _____ INITIALS: - DATE: -		
	REVISIONS		
	SYM. DESCRIPTION DATE INITIALS	PART NO. _____ PART REV. -	
	COMMENTS: -		
PROPRIETARY AND CONFIDENTIAL THE INFORMATION CONTAINED IN THIS DRAWING IS THE SOLE PROPERTY OF DYNAMIC CLOSURES. ANY REPRODUCTION IN PART OR AS A WHOLE WITHOUT THE WRITTEN PERMISSION OF DYNAMIC CLOSURES IS PROHIBITED.	MATERIAL: - FINISH: - DO NOT SCALE DRAWING	DESCRIPTION: SL AG PS 12" (Perf/Solid) (Counter Height)	SIZE: A SCALE: 1:16 WEIGHT: SHEET 1 OF 1