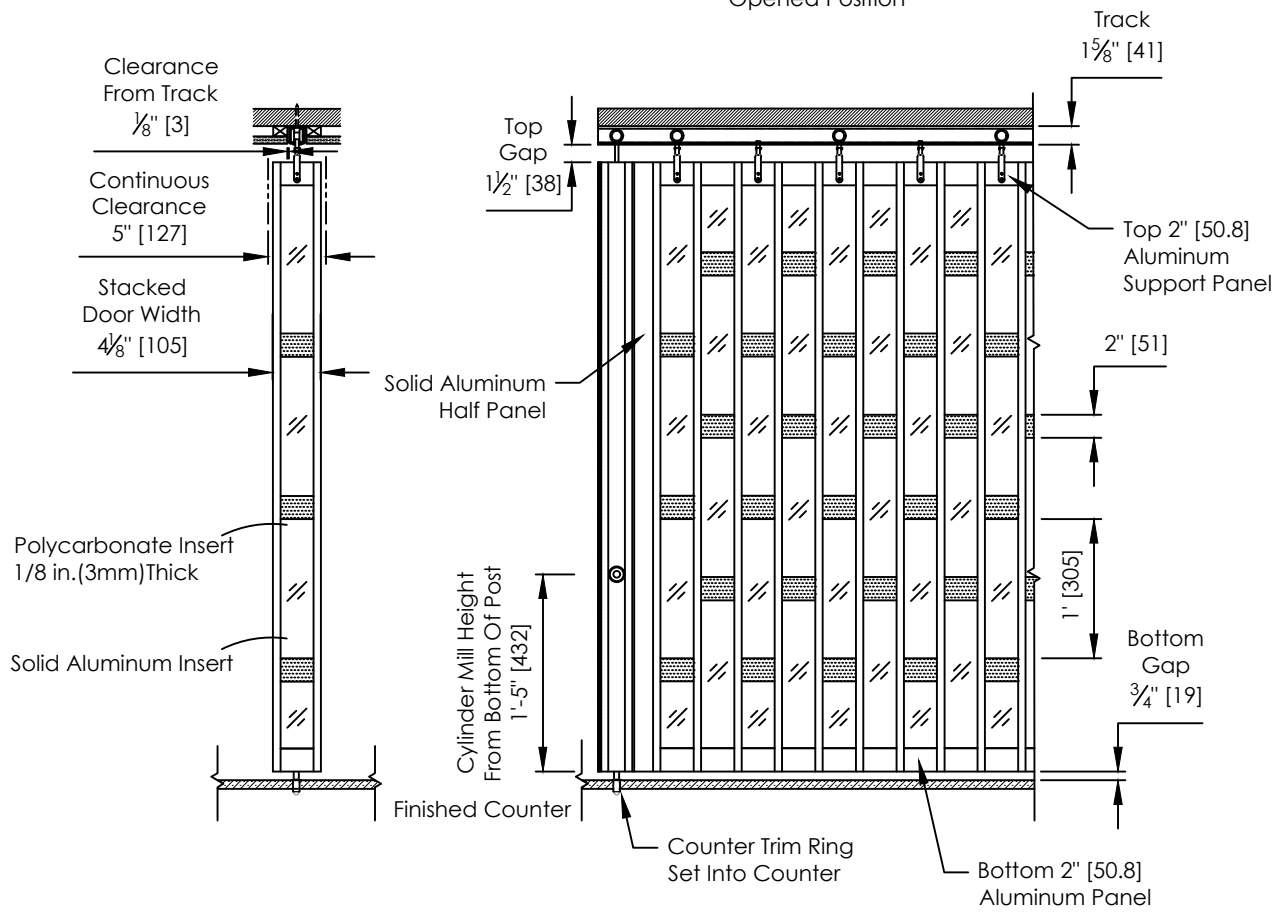
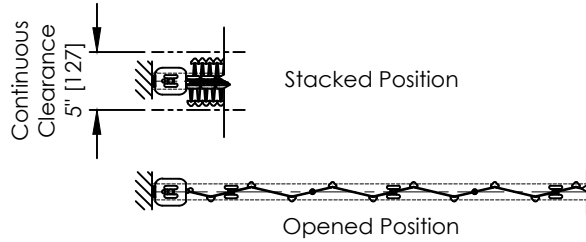
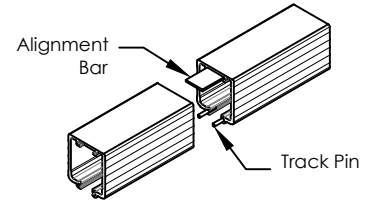


Choice Of Quality Anodized Finish On All Exposed Aluminum Parts.
 Note: Colors May Not Be Exactly As Shown.
 Cut And Sheared Edges Will Be Bare Aluminum.

Track – The Durable Hardened Track Allows For Smooth Operation.
 Optional Curves And Custom Curves Available.



DIMENSIONS ARE IN INCHES STANDARD TOLERANCES APPLY UNLESS OTHERWISE INDICATED	DRAWN	INITIALS: -	DATE: -
	REVISIONS		
	SYM.	DESCRIPTION	DATE INITIALS
	-	-	- -
MATERIAL -	COMMENTS: -		
FINISH -	DO NOT SCALE DRAWING		



PART NO.	PART REV.
-	-
DESCRIPTION SL 525 CS (Poly/Solid) (Counter Height)	
SIZE A	
SCALE: 1:16	WEIGHT: SHEET 1 OF 1

PROPRIETARY AND CONFIDENTIAL
 THE INFORMATION CONTAINED IN THIS DRAWING IS THE SOLE PROPERTY OF DYNAMIC CLOSURES. ANY REPRODUCTION IN PART OR AS A WHOLE WITHOUT THE WRITTEN PERMISSION OF DYNAMIC CLOSURES IS PROHIBITED.