


### Product Data

Max Width	Unlimited*	
Max Height	168"	[4267]
Panel Width	4"	[101]
Min Pocket Width	5"	[127]
Weight Stacked	10lbs/ft <sup>2</sup>	48kg/m <sup>2</sup>
Weight Extended	1.6lbs/ft <sup>2</sup>	7kg/m <sup>2</sup>

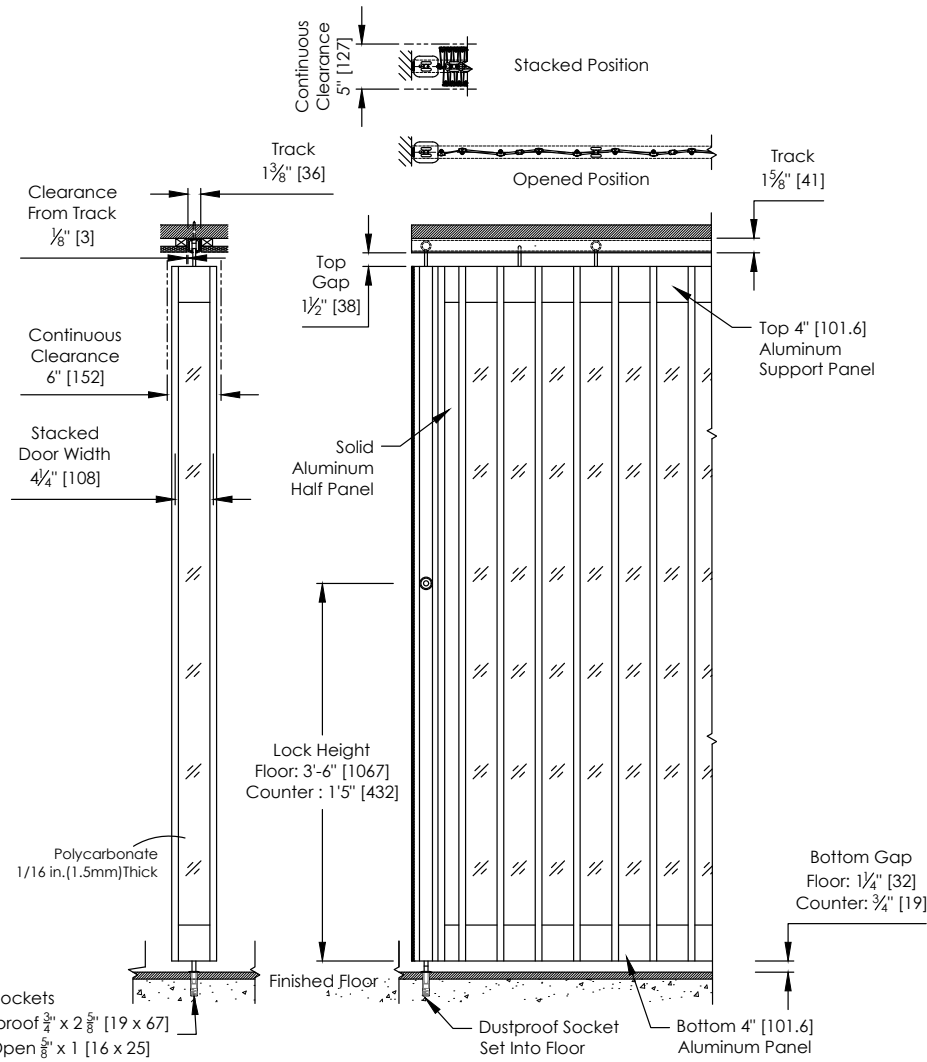
\*Connect multiple sections and posts to achieve desired width.  
(See Section Dimensions Chart and Post Data for details)

### Color Options



### Curve Data

	Radius 10" [254]	Radius 14" [356]
90 Degree	—	•
120 Degree	•	—
135 Degree	•	—
150 Degree	•	—
Custom Curves	Available, please consult factory	



### Section Dimensions

Panel Count	Width		Stack	
	in.	mm.	in.	mm.
2	9.14	232	1.51	38
3	13.34	339	1.91	49
4	17.54	446	2.32	59
5	21.74	552	2.73	69
6	25.94	659	3.14	80
7	30.14	766	3.54	90
8	34.34	872	3.95	100
9	38.54	979	4.36	111
10	42.74	1086	4.76	121
11	46.94	1192	5.17	131
12	51.14	1299	5.58	142
13	55.34	1406	5.98	152
14	59.54	1512	6.39	162
15	63.74	1619	6.8	173
16	67.94	1726	7.21	183

Panel Count	Width		Stack	
	in.	mm.	in.	mm.
17**	72.14	1832	7.61	193
18	76.34	1939	8.02	204
19	80.54	2046	8.43	214
20	84.74	2152	8.83	224
21	88.94	2259	9.24	235
22	93.14	2366	9.65	245
23	97.34	2472	10.05	255
24	101.54	2579	10.46	266
25	105.74	2686	10.87	276
26	109.94	2792	11.28	287
27	114.14	2899	11.68	297
28	118.34	3006	12.09	307
29	122.54	3113	12.5	318

\*\* Maximum Span on Counter Application

## Post Data



	Post 1	Post 2	Post 3	Post 3	Post 5	Post 7	Post 9	Post 10
Dimension	Wall Channel	Hookbolt Lead	Bi-Part Channel	Bi-Part Hookbolt	Intermediate	Top and Bottom	Trailing	Fixed
Width to Door Length	0.75" [19]	2.75" [70]	1" [25]	2.75" [70]	2.75" [70]	3" [76]	1.5" [38]	0.75" [19]
Width to Stack Depth	0.75" [19]	2.75" [70]	1" [25]	2.75" [70]	2.75" [70]	3" [76]	1.5" [38]	0.75" [19]
Min Height	2" [51]	21.25" [540]	21.25" [540]	21.25" [540]	21.625" [549]	32.125" [816]	21.25" [540]	21.25" [540]
Max Height	168" [4267]	168" [4267]	168" [4267]	168" [4267]	168" [4267]	168" [4267]	168" [4267]	168" [4267]
Top Lock Rod Travel	-	-	-	-	-	-	-	-
Bottom Lock Rod Min Travel	-	-	-	0.5" [13]	0.5" [13]	0.5" [13]	-	-
Bottom Lock Rod Max Travel Floor	-	-	-	3.5" [89]	3.5" [89]	3.5" [89]	-	-
Bottom Lock Rod Max Travel Counter	-	-	-	2.5" [64]	2.5" [64]	2.5" [64]	-	-
Lock Height Floor Application	-	47" [1194]	47" [1194]	47" [1194]	47" [1194]	47" [1194]	-	-
Lock Height Counter Application	-	17" [432]	17" [432]	17" [432]	17" [432]	17" [432]	-	-
<b>Features</b>								
Adjustable Top Hanger	-	•	•	•	•	•	•	•
Universal LH and RH	•	•	•	•	•	•	•	•
Flush Mounted Lock Rod Operation	-	-	-	•	•	•	-	-
Pull Strap	-	Std over 108" [2743]	Std over 108" [2743]	-	-	Std over 108" [2743]	-	-
Plastic Flange 7" [178] (Max 120" [3048])	-	-	-	-	-	•	Std With EL	-
Plastic Flange 4.5" [114] (Max 120" [3048])	-	-	-	-	-	•	Std With SL	-
<b>Locking Options</b>								
Cylinder/Thumb Turn	-	•	•	-	•	•	-	-
ADA Turn Knob	-	•	•	-	-	•	-	-
Locking 1 Side	-	•	•	-	•	•	-	-
Locking 2 Sides	-	•	•	-	-	•	-	-

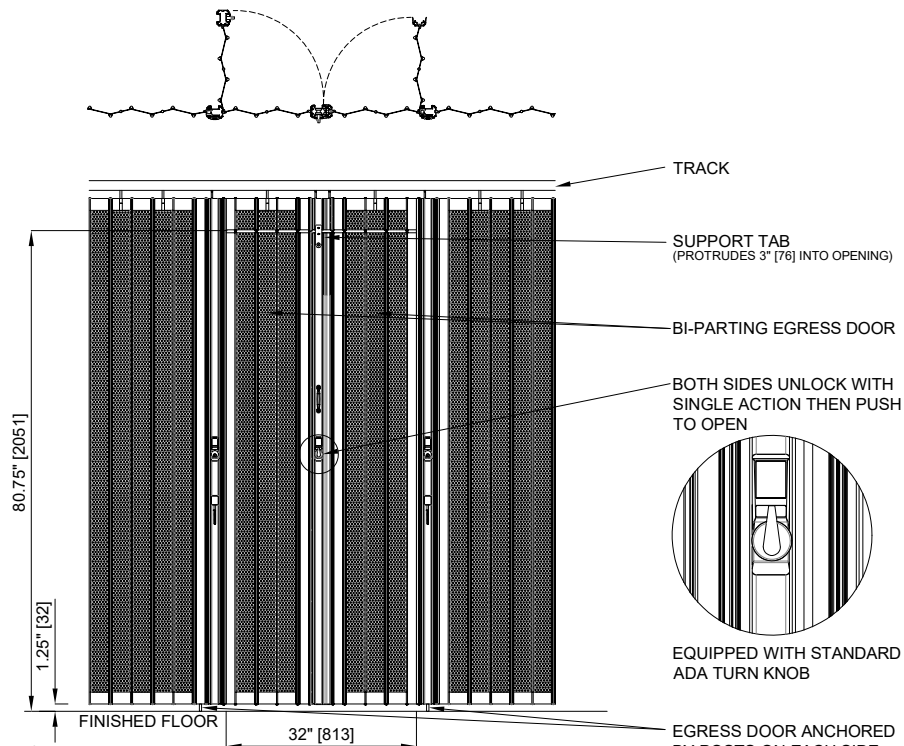
## Egress Data

Clear Opening Width (Egress Door)	32" [813]
Clear Opening Height (Egress Door)	80.75" [2051]
Min Opening Height Required	89.375" [2270]
Hand of Operation	LH/RH
Total Length (includes Bi-Part Post)	32" [813]
Stack Required (includes Bi-Part Post)	8" [203]
Perforated Aluminum or Polycarbonate**	

## Locking Options

Description	ADA Turnknob	LFIC	SFIC	StdMortise	Thumbturn
Front view					
Side view					

## Egress Details



\*\*Egress displayed in Perforated Aluminum