


Product Data

Max Width	Unlimited	
Max Height	168"	[4267]
Panel Width	4"	[101]
Min Pocket Width	5"	[127]
Weight Stacked	11.5lbs/ft ²	56kg/m ²
Weight Extended	1.8lbs/ft ²	8kg/m ²

Color Options

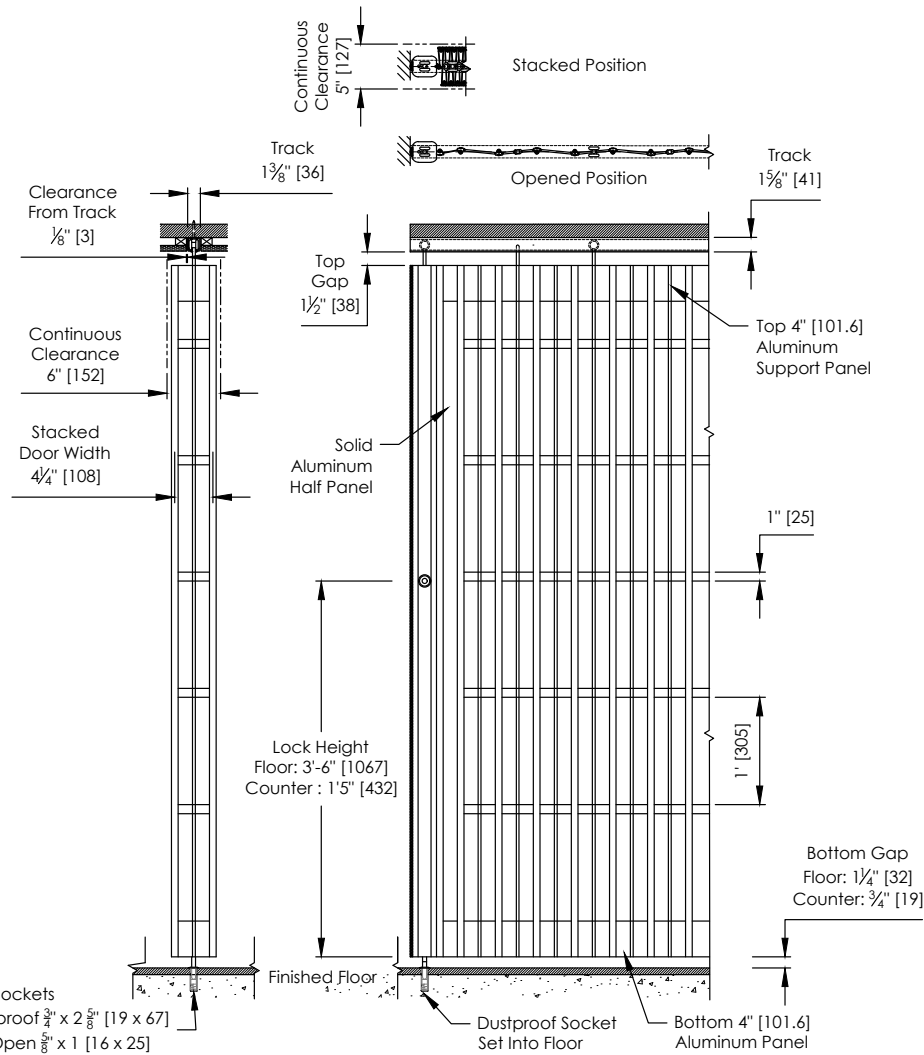


Curtain Dimensions



Curve Data

	Radius 10" [254]	Radius 14" [356]
90 Degree	—	•
120 Degree	•	—
135 Degree	•	—
150 Degree	•	—
Custom Curves	Available, please consult factory	



Panel Count	Width		Stack	
	in.	mm.	in.	mm.
2	9.14	232	1.61	41
3	13.34	339	2.11	54
4	17.54	446	2.62	67
5	21.74	552	3.12	79
6	25.94	659	3.63	92
7	30.14	766	4.13	105
8	34.34	872	4.64	118
9	38.54	979	5.14	131
10	42.74	1086	5.65	144
11	46.94	1192	6.15	156
12	51.14	1299	6.66	169
13	55.34	1406	7.16	182
14	59.54	1512	7.67	195
15	63.74	1619	8.17	208
16	67.94	1726	8.68	220

Panel Count	Width		Stack	
	in.	mm.	in.	mm.
17	72.14	1832	9.18	233
18	76.34	1939	9.69	246
19	80.54	2046	10.19	259
20	84.74	2152	10.7	272
21	88.94	2259	11.2	284
22	93.14	2366	11.71	297
23	97.34	2472	12.21	310
24	101.54	2579	12.72	323
25	105.74	2686	13.22	336
26	109.94	2792	13.73	349
27	114.14	2899	14.23	361
28	118.34	3006	14.74	374
29	122.54	3113	15.24	387

* Maximum Span on Counter Application

Post Data



	Post 1	Post 2	Post 3	Post 3	Post 5	Post 7	Post 9	Post 10
Dimension	Wall Channel	Hookbolt Lead	Bi-Part Channel	Bi-Part Hookbolt	Intermediate	Top and Bottom	Trailing	Fixed
Width to Door Length	0.75" [19]	2.75" [70]	1" [25]	2.75" [70]	2.75" [70]	3" [76]	1.5" [38]	0.75" [19]
Width to Stack Depth	0.75" [19]	2.75" [70]	1" [25]	2.75" [70]	2.75" [70]	3" [76]	1.5" [38]	0.75" [19]
Min Height	2" [51]	21.25" [540]	21.25" [540]	21.25" [540]	21.625" [549]	32.125" [816]	21.25" [540]	21.25" [540]
Max Height	168" [4267]	168" [4267]	168" [4267]	168" [4267]	168" [4267]	168" [4267]	168" [4267]	168" [4267]
Top Lock Rod Travel	-	-	-	-	-	-	-	-
Bottom Lock Rod Min Travel	-	-	-	0.5" [13]	0.5" [13]	0.5" [13]	-	-
Bottom Lock Rod Max Travel Floor	-	-	-	3.5" [89]	3.5" [89]	3.5" [89]	-	-
Bottom Lock Rod Max Travel Counter	-	-	-	2.5" [64]	2.5" [64]	2.5" [64]	-	-
Lock Height Floor Application	-	47" [1194]	47" [1194]	47" [1194]	47" [1194]	47" [1194]	-	-
Lock Height Counter Application	-	17" [432]	17" [432]	17" [432]	17" [432]	17" [432]	-	-
Features								
Adjustable Top Hanger	-	•	•	•	•	•	•	•
Universal LH and RH	•	•	•	•	•	•	•	•
Flush Mounted Lock Rod Operation	-	-	-	•	•	•	-	-
Pull Strap	-	Std over 108" [2743]	Std over 108" [2743]	-	-	Std over 108" [2743]	-	-
Plastic Flange 7" [178] (Max 120" [3048])	-	-	-	-	-	•	Std With EL	-
Plastic Flange 4.5" [114] (Max 120" [3048])	-	-	-	-	-	•	Std With SL	-
Locking Options								
Cylinder/Thumb Turn	-	•	•	-	•	•	-	-
ADA Turn Knob	-	•	•	-	-	•	-	-
Locking 1 Side	-	•	•	-	•	•	-	-
Locking 2 Sides	-	•	•	-	-	•	-	-

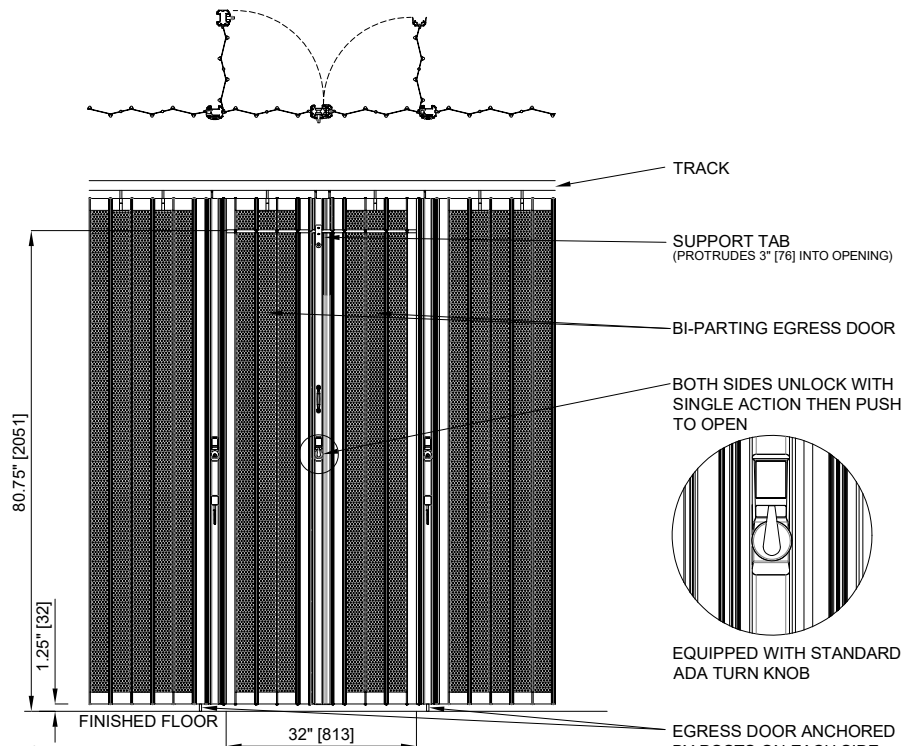
Egress Data

Clear Opening Width (Egress Door)	32" [813]
Clear Opening Height (Egress Door)	80.75" [2051]
Min Opening Height Required	89.375" [2270]
Hand of Operation	LH/RH
Total Length (includes Bi-Part Post)	32" [813]
Stack Required (includes Bi-Part Post)	8" [203]
Perforated Aluminum or Polycarbonate**	

Locking Options

Description	ADA Turnknob	LFIC	SFIC	StdMortise	Thumbturn
Front view					
Side view					

Egress Details



**Egress displayed in Perforated Aluminum