



Side Folding Security Doors


Slim Line Series

Adapting to any pocket requirement (including curves and L-angles), the Slim Line is a great solution for any secured area.

- ✓ 4" [102] Wide Panel with a 5" [127] Stack Opening
- ✓ Standard Clear Anodized Finish
- ✓ Standard Mortise Cylinder Locking
- ✓ Adjustable Height Hardware (Excluding SL 154 and SL Paravent)
- ✓ Curves - 90-14, 120-10, 135-10, 150-10.



SL 12 CS



SL 525 CS



SL 154



SL 124 S



SL 124 B



SL AG CS



SL Prestige




SL Paravent



SL Opaque



EL 12



EL 525



EL 126 B



EL 126 S



EL AG



EL Futura



EL Prestige



EL Paravent



EL Opaque

Elite Series

If you have enough room for a wider pocket but don't have a lot of depth available, you'll want the New Elite's 30% - 40% tighter stack for your project.

- ✓ 7" [178] Wide Panel with 8" [203] Stack Opening
- ✓ Industry leading Stack, up to 40% smaller.
- ✓ Standard Clear Anodized Finish
- ✓ Standard Mortise Cylinder Locking
- ✓ Adjustable Height Hardware
- ✓ Curves - 90-14, 120-10, 135-10, 150-10.

EZ Series

The EZ 4 Inch security grille includes its own steel pocket frame and anodized aluminum pocket door, eliminating the need for your contractor to build one on site.

- ✓ 6" [152] Steel Frame Pocket
- ✓ Aluminum Pocket Door with Thumb Latch
- ✓ Standard Clear Anodized Finish
- ✓ Standard Mortise Cylinder Locking
- ✓ Adjustable Height Hardware (Excluding EZ Grille and EZ Paravent)
- ✓ Curves - 90-14, 120-10, 135-10, 150-10.



EZ 12 CS



EZ 525 CS



EZ AG CS



EZ Grille



EZ Opaque



EZ Paravent




EZ Prestige

Features And Options

Egress

- Single Door for Elite (EL Series) and Double Swing Doors for Slim Line (SL Series) and EZ Series.
- Standard with ADA Turn Knob located at 42in [1067] from floor.
- Egress Door Closures constructed of corresponding curtain materials.
- Egress Door Open Air Grilles constructed of Perforated material.
- Swing Door height of 79.5in. [2019]



Cylinders

- Variety of factory installed cylinders available
- Field swappable.
 - Standard Mortise Cylinder (Yale Keyways)
 - Small Format Interchangeable Core (SFIC)
 - Large Format Interchangeable Core (LFIC Schlage Core)
 - Manually Operated Thumb Turn
 - ADA Turn Knob Lever (Emergency Egress)



Curves

- In Stock Standard Curves 90-14, 120-10, 135-10, 150-10
- Custom Curves available, bent and heat treated in our factory by following your CAD detail for best possible outcome. Templates of job site headers are also accepted.

Color Options

- Finishes come standard clear anodized
- Optional black anodized
- Powder coat colors available.



Steel Pocket Door



- Covers 8in. [203] wide pocket opening
- Made from 14ga. Steel with silver paint finish. (Can also be painted in the field)
- Up to 144in. [3658] height
- 3 durable commercial grade butt hinges for maximum support.
- Can be supplied for left-handed or right-handed openings.
- Comes standard with Thumb Turn, with optional locks available

Posts

Our security grilles use several types of posts for locking and for adding structure to the curtain.

- Post 1 – Wall Channel extruded aluminum secured permanently to the wall, and provides a receptacle for hookbolt locks (Post 2)
- Post 2 – Hookbolt Post secures to the wall channel.
 - Optional Double Hookbolt, Top Locking, and electromagnetic lock.
 - Cylinders Public/Secure side or both. (see cylinder options for details)
- Post 3 – Bipart is a pair of posts that lock together with a hookbolt with an added lock rod to keep the curtain in place.
 - Optional Top Lock
 - Cylinders Public/Secure side or both. (see cylinder options for details)
- Post 5 – Intermediates are middle posts in a door located between door sections. They should be located at intervals no more than 120in. [3048] floor application, 72in. [1829] on counter applications, and one per curve.
 - Standard Adjustable bottom lock
 - Cylinders Public or secure side. (see cylinder options for details)
- Post 7 – Top and Bottom locks in floor or counter socket and the track support. Used at ends of curtain
 - Standard Adjustable top and bottom lock
 - Cylinders Public/Secure side or both. (see cylinder options for details)
- Post 9 – Trailing post terminates a door inside of a pocket and travels back and forth inside of the pocket.
 - Floor stop can be shaped to fit pocket
- Post 10 – Fixed End of a door permanently to a wall or structure.



Product Specifications



Series	Model	Description	Max Height	Max Width	Panel Width	Required Clearance
EL Series	EL 12	Open Air Grille	168 [4267]	Unlimited	7 [178]	8 [203]
EL Series	EL 525	Open Air Grille	168 [4267]	Unlimited	7 [178]	8 [203]
EL Series	EL 126 B	Open Air Grille	168 [4267]	Unlimited	7 [178]	8 [203]
EL Series	EL 126 S	Open Air Grille	168 [4267]	Unlimited	7 [178]	8 [203]
EL Series	EL AG	Open Air Grille	168 [4267]	Unlimited	7 [178]	8 [203]
EL Series	EL Futura	Glass	144 [3658]	Unlimited	7 [178]	8 [203]
EL Series	EL Prestige	Polycarbonate	168 [4267]	Unlimited	7 [178]	8 [203]
EL Series	EL Paravent	Perforated Aluminum	168 [4267]	Unlimited	7 [178]	8 [203]
EL Series	EL Opaque	Solid Aluminum	168 [4267]	Unlimited	7 [178]	8 [203]
SL Series	SL 12 CS	Solid & Polycarbonate	168 [4267]	Unlimited	4 [102]	5 [127]
SL Series	SL 525 CS	Solid & Polycarbonate	168 [4267]	Unlimited	4 [102]	5 [127]
SL Series	SL 154	Open Air Grille	144 [3658]	Unlimited	4 [102]	5 [127]
SL Series	SL 124 S	Open Air Grille	168 [4267]	Unlimited	4 [102]	5 [127]
SL Series	SL 124 B	Open Air Grille	168 [4267]	Unlimited	4 [102]	5 [127]
SL Series	SL AG CS	Solid & Polycarbonate	168 [4267]	Unlimited	4 [102]	5 [127]
SL Series	SL Prestige	Polycarbonate	168 [4267]	Unlimited	4 [102]	5 [127]
SL Series	SL Paravent	Perforated Aluminum	168 [4267]	Unlimited	4 [102]	5 [127]
SL Series	SL Opaque	Solid Aluminum	168 [4267]	Unlimited	4 [102]	5 [127]
EZ Series	EZ 12 CS	Solid & Polycarbonate	144 [3658]	Unlimited	4 [102]	5 [127]
EZ Series	EZ 525 CS	Solid & Polycarbonate	144 [3658]	Unlimited	4 [102]	5 [127]
EZ Series	EZ Grille	Open Air Grille	144 [3658]	Unlimited	4 [102]	5 [127]
EZ Series	EZ AG CS	Solid & Polycarbonate	144 [3658]	Unlimited	4 [102]	5 [127]
EZ Series	EZ Prestige	Polycarbonate	144 [3658]	Unlimited	4 [102]	5 [127]
EZ Series	EZ Paravent	Perforated Aluminum	144 [3658]	Unlimited	4 [102]	5 [127]
EZ Series	EZ Opaque	Solid Aluminum	144 [3658]	Unlimited	4 [102]	5 [127]

If you want a door with a curved track or have an L-shaped opening to secure, choose a side folding door. Side folding closures have the ability to fill irregular openings so there is less need to compromise the architectural intent. Available in heights up to 14' [4267]




EL Paravent



EL 126 S



SL 525 CS



Call us at 1-800-663-4599

Monday to Friday, 8AM – 5PM Eastern.



We're Open And Here To Help You!

From answering questions to creating custom CAD files for your project, we're here to save you time and money.

Canada

TELEPHONE
1-800-663-4599
(613)-938-1222

FAX
1-800-205-6665
(613)-933-9189

MAILING ADDRESS
P.O. Box 1296 Station Main
Cornwall, Ontario
K6H 5V4

USA

TELEPHONE
1-800-663-4599
(613) 938-1222

FAX
1-800-205-6665
(613) 933-9189

MAILING ADDRESS
P.O. Box 627
Massena, N.Y.
13662-0627

Australia

TELEPHONE
(03) 9739 5222

FAX
(03) 9739 5599

MAILING ADDRESS
58 Industrial Park Drive
Lilydale VIC 3140

Greater Toronto Area

TELEPHONE
905-639-9472

MAILING ADDRESS
4150 Morris Drive
Burlington, Ontario
L7L 5L6

www.dynamicclosures.com



INNOVATIVE DESIGN. INTELLIGENTLY SIMPLE.