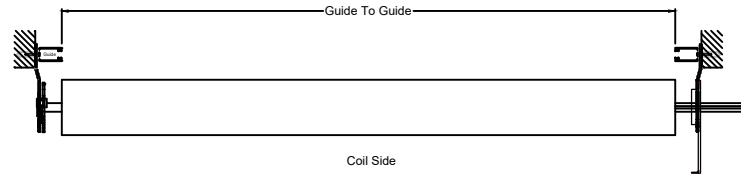
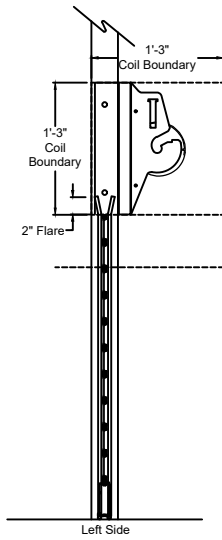


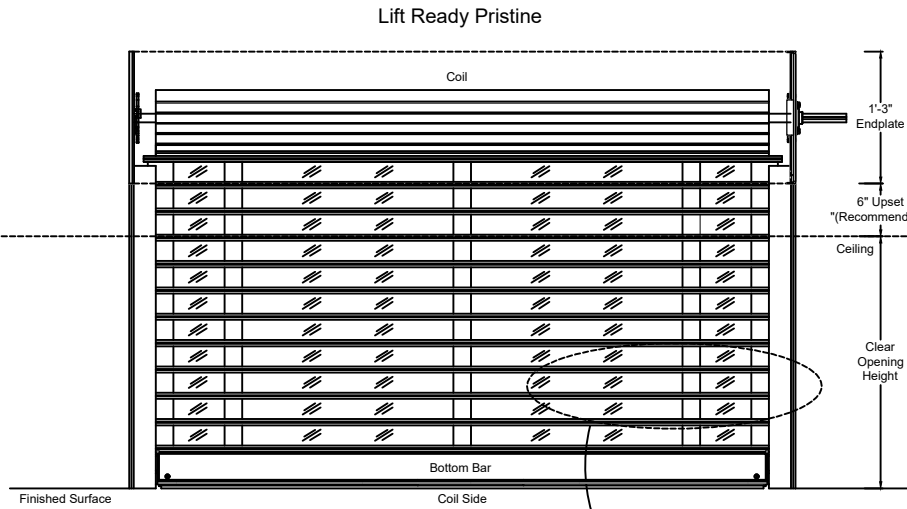
Between Jamb Mount  
Scale 1/4" = 1'-0"



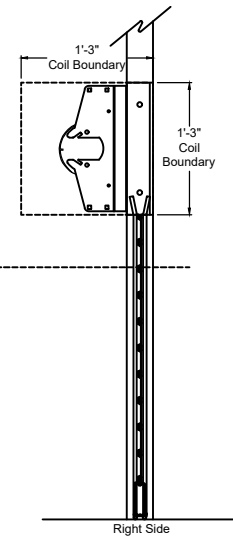
Coil Side



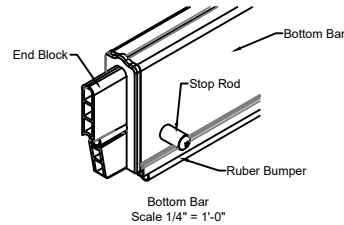
Left Side



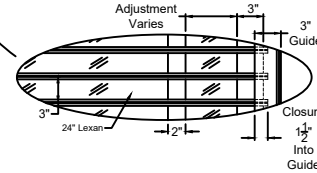
Lift Ready Pristine



Right Side



Bottom Bar  
Scale 1/4" = 1'-0"

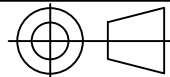


Closure  
1 1/2" Into Guide

COMMENTS:

DIMENSIONS ARE IN INCHES  
STANDARD TOLERANCES APPLY  
UNLESS OTHERWISE INDICATED

**PROPRIETARY AND CONFIDENTIAL**  
THE INFORMATION CONTAINED IN THIS  
DRAWING IS THE SOLE PROPERTY OF  
DYNAMIC CLOSURES. ANY  
REPRODUCTION IN PART OR AS A WHOLE  
WITHOUT THE WRITTEN PERMISSION OF  
DYNAMIC CLOSURES IS PROHIBITED.



MATERIAL

FINISH

DRAWN	INITIALS:	DATE:		
REVISIONS				
SYM.	DESCRIPTION	DATE	INITIALS	



PART NO. \_\_\_\_\_ PART REV. \_\_\_\_\_

DESCRIPTION **Lift Ready Pristine**

SCALE: 1:1 WEIGHT: \_\_\_\_\_ SHEET 1 OF 1