

NEW!



Elite Series Security Grilles

STYLE, PRACTICALITY AND SECURITY: YOU CAN HAVE IT ALL



DYNAMIC[®]
CLOSURES

INNOVATIVE DESIGN. INTELLIGENTLY SIMPLE.

BENEFITS OF THE ELITE

Almost Limitless Creative Possibilities

- Achieve almost any kind of curve.
- Unlimited door width.
- Up to 14' height doors are standard, taller doors available as custom.
- More customizable pocket.
- Up to 40% smaller stack than the previous Elite Series.

A More Open Visual Presence

- Fewer vertical lines, the 7" wide panel offers great visibility and security.

ADA Compliant Options

- Locks and hardware that can be operated by wheelchair users.

Complies With Local Fire Codes

- Emergency egress "door within a door."

Greater Variety of Materials and Finishes

- Choose from perforated aluminum, solid aluminum, polycarbonate panels as well as open air models.
- Finishes include clear anodized, architectural anodized (bronze or black), or any RAL colour in a powder coat finish.


Fine Tune Curtain Height For a Tailored Look

- 1" up/down fine tuning can also hide construction errors.

Our Experts Make Designing Easier And Faster

- Expert answers and ideas.
- Pre-made CAD elements for your final plans.

Learn More at DynamicClosures.com



FEATURES & OPTIONS



1. Unique 1-Piece Continuous Hinge


- Eliminates the unsightly “black soot” hinge stains.
- Available in all Elite models.

2. Custom Curves With Industry-Leading Turnaround

- Choose from standard curves or create your own.
- We bend curves in-house to deliver your doors faster and maximum quality.

3. Unlimited Colour Options

- Anodized finishes come in black, bronze, light bronze, and champagne.
- Unlimited powder coat colours available.



4. User-Friendly Locking Posts

- Accommodates right hand and left hand grips.
- Easy for people of different heights.
- Flush-mounted hardware for sleek look and elimination of snag points.
- Unique shape gives unbelievable strength and also makes posts easy to service.




5. Dust Proof Floor Sockets

- Spring-loaded protective cap keeps dust out of floor sockets.
- Sockets for food counters meet the strictest health code regulations.

6. Emergency Egress Door

- “Door within a door” is available to meet fire code regulations.



7. Easy to Change Locks

- 1" mortise cylinder locks can be easily changed by your security team.
- Optional SFIC housing and cores available.

8. Optional Maglock

- Can use card readers and keypads.
- See individual post types for availability.


9. Materials Options

- Aluminum rod and link, perforated aluminum, polycarbonate panels, or solid aluminum.




Learn More at DynamicClosures.com


ELITE SERIES MODELS (CSI Division: 08 35 16)




EL Opaque




EL Paravent




EL Prestige




EL 126 B Brick




EL 126 S Straight



EL AG



EL 12



EL 525

Material	EL Opaque	EL Paravent	EL Prestige	EL 126 B	EL 126 S	EL AG	EL 12	EL 525
7" wide Solid Aluminum	•							
7" wide Perforated Aluminum		•						
7" wide Polycarbonate			•					
7" wide Aluminum Rod and Link -Brick Pattern				•		•	•	•
7" wide Aluminum Rod and Link -Straight Pattern					•			
Hinge								
1 Piece Continuous Hinge	•	•	•	•	•	•	•	•
Panels Interlocked in Hinges	•	•	•	•	•	•	•	•
4" Continuous Top and Bottom Truss-Like Panel	•	•	•	•	•	•	•	•
Weight/Load								
22.1 lbs per ft ² (stacked) and 1.75 lbs per ft ² (extended)	•							
14.6 lbs per ft ² (stacked) and 1.15 lbs per ft ² (extended)		•						
15.8 lbs per ft ² (stacked) and 1.25 lbs per ft ² (extended)			•					
12.5 lbs per ft ² (stacked) and 1.15 lbs per ft ² (extended)				•	•			
15.8 lbs per ft ² (stacked) and 1.45 lbs per ft ² (extended)						•	•	•
Pocket Width Opening - 8" minimum	•	•	•	•	•	•	•	•
Curtain Stack Ratio (Curtain only, Add 3" Per Post)	6%	6%	6%	8%	8%	8%	8%	8%
Max Height - 14'0", and higher with review	•	•	•	•	•	•	•	•
Max Width - Unlimited	•	•	•	•	•	•	•	•