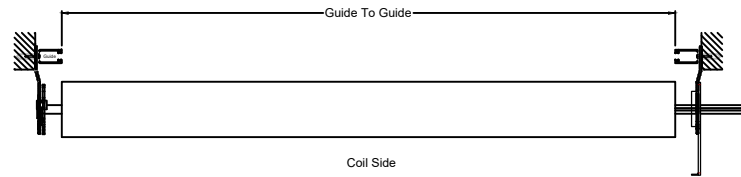
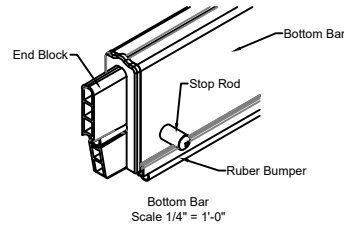
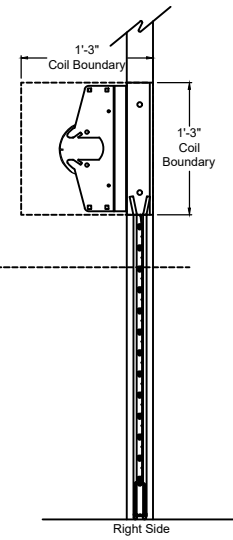
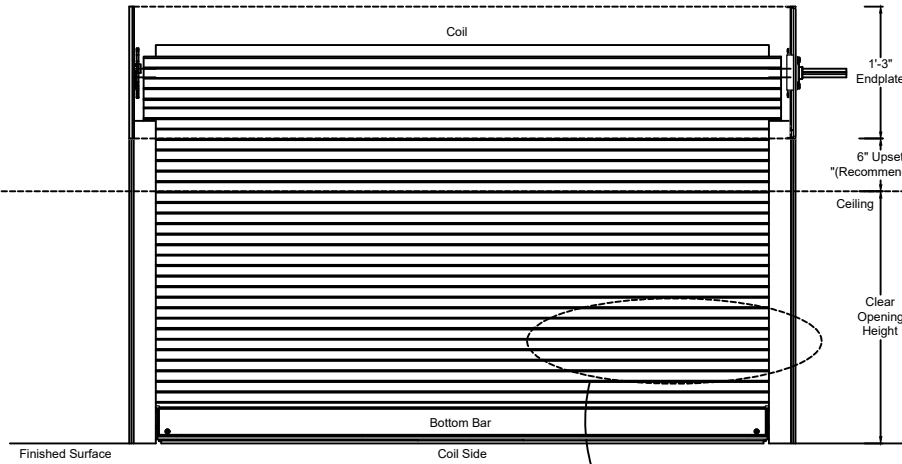
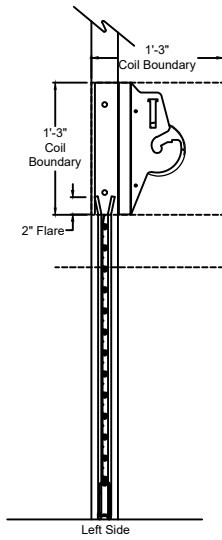


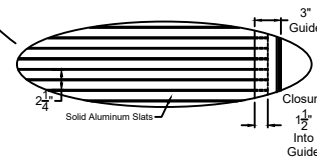
Between Jamb Mount
Scale 1/4" = 1'-0"



Lift Ready Vortex



Bottom Bar
Scale 1/4" = 1'-0"



COMMENTS:

DIMENSIONS ARE IN INCHES
STANDARD TOLERANCES APPLY
UNLESS OTHERWISE INDICATED

PROPRIETARY AND CONFIDENTIAL
THE INFORMATION CONTAINED IN THIS
DRAWING IS THE SOLE PROPERTY OF
DYNAMIC CLOSURES. ANY
REPRODUCTION IN PART OR AS A WHOLE
WITHOUT THE WRITTEN PERMISSION OF
DYNAMIC CLOSURES IS PROHIBITED.

		MATERIAL
		FINISH

DRAWN	INITIALS:	DATE:
REVISIONS		
SYM.	DESCRIPTION	DATE

PART NO.	PART REV.
DESCRIPTION Lift Ready Vortex	
SCALE: 1:1	WEIGHT:
SHEET 1 OF 1	