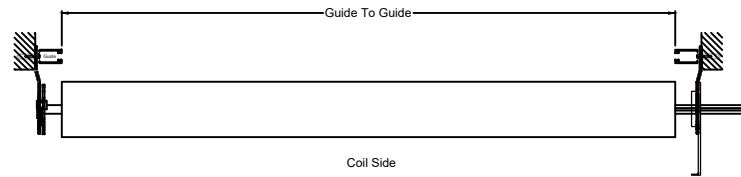
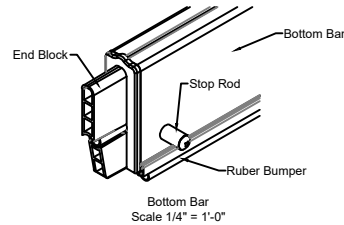
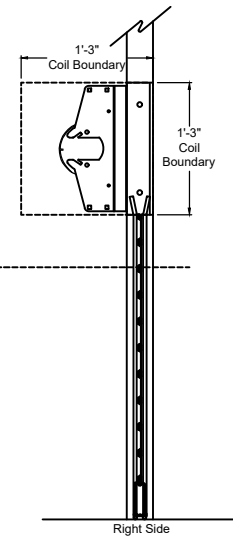
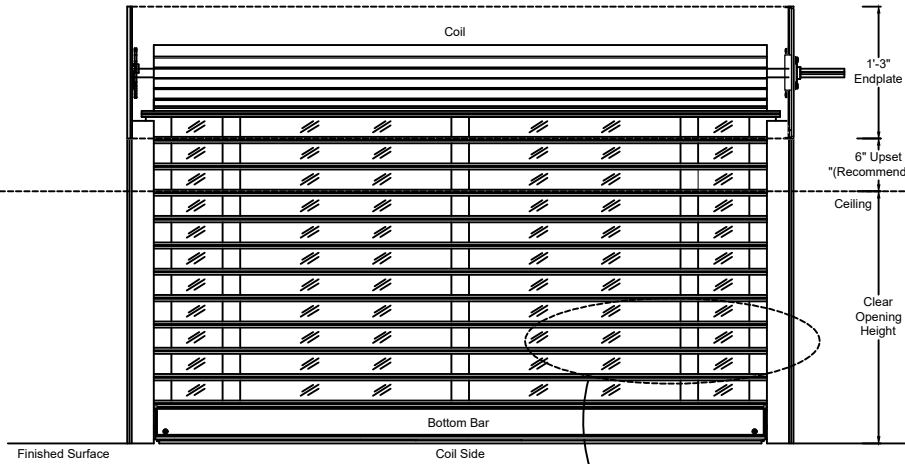
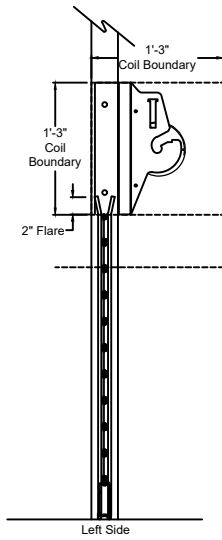


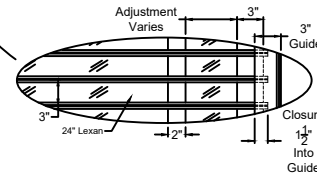
Between Jamb Mount
Scale 1/4" = 1'-0"



Lift Ready Pristine



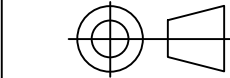
Bottom Bar
Scale 1/4" = 1'-0"



COMMENTS:

DIMENSIONS ARE IN INCHES
STANDARD TOLERANCES APPLY
UNLESS OTHERWISE INDICATED

PROPRIETARY AND CONFIDENTIAL
THE INFORMATION CONTAINED IN THIS
DRAWING IS THE SOLE PROPERTY OF
DYNAMIC CLOSURES. ANY
REPRODUCTION IN PART OR AS A WHOLE
WITHOUT THE WRITTEN PERMISSION OF
DYNAMIC CLOSURES IS PROHIBITED.



MATERIAL

FINISH

DRAWN	INITIALS:	DATE:		
REVISIONS				
SYM.	DESCRIPTION	DATE	INITIALS	



PART NO. _____ PART REV. _____

DESCRIPTION **Lift Ready Pristine**

SCALE: 1:1 WEIGHT: _____ SHEET 1 OF 1