






EL Opaque

Features a 7" [178] wide solid aluminum panels housed in an aluminum frame, providing full visual screening with a clean, uniform appearance.

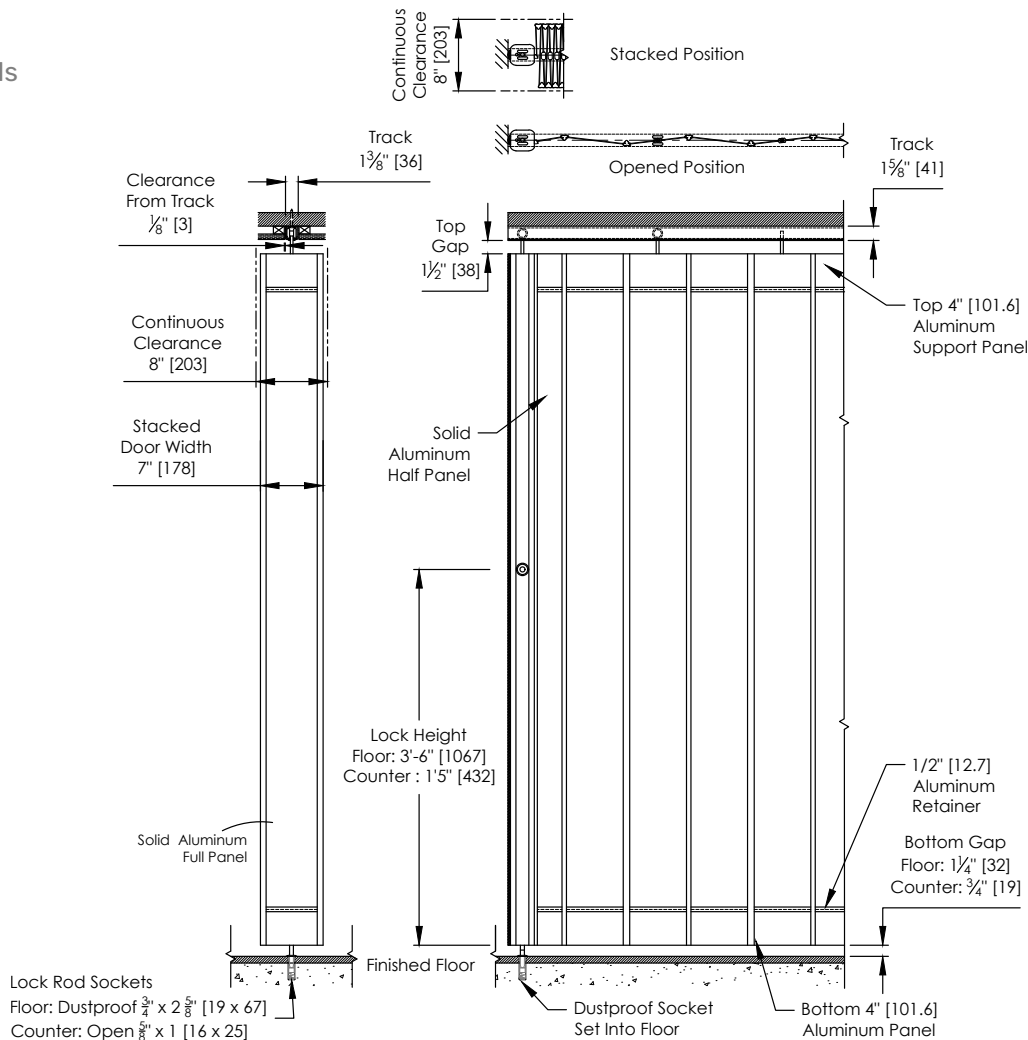
Product Data

Max Width	Unlimited	
Max Height	168"	[4267]
Panel Width	7"	[178]
Min. Pocket Width	8"	[203]
Weight Stacked	22.1lbs/ft ²	107kg/m ²
Weight Extended	1.75lbs/ft ²	8kg/m ²
Hinge Type	1 Piece Continuous	
Stack Ratio	6% of curtain width	
Stack Formula (Estimated)	6% of curtain width plus 3" [76] per post	

Finish Options

	Anodized	Powder Coat*
 Clear	•	–
 Black Anodized Effect*	–	•
 White Gloss or Matte	–	•
 Bronze Semi Gloss	–	•
 Custom Powder Coat Available	–	•

*Black is supplied as an anodized-effect powder coat. Powder coat finishes are optional and may incur additional cost.











Curve Data



	Radius 10" [254]	Radius 14" [356]
90 Degree	–	•
120 Degree	•	–
135 Degree	•	–
150 Degree	•	–
Custom Curves	Available, please consult factory	

Post Data

								
	Post 1	Post 2	Post 3	Post 3	Post 5	Post 7	Post 9	Post 10
Dimension	Wall Channel	Hookbolt Lead	Bi-Part Channel	Bi-Part Hookbolt	Intermediate	Top and Bottom	Trailing	Fixed
Width to Door Length	0.75" [19]	2.75" [70]	1" [25]	2.75" [70]	2.75" [70]	3" [76]	1.5" [38]	0.75" [19]
Width to Stack Depth	0.75" [19]	2.75" [70]	1" [25]	2.75" [70]	2.75" [70]	3" [76]	1.5" [38]	0.75" [19]
Min Height	2" [51]	21.25" [540]	21.25" [540]	21.25" [540]	21.625" [549]	32.125" [816]	21.25" [540]	21.25" [540]
Max Height	168" [4267]	168" [4267]	168" [4267]	168" [4267]	168" [4267]	168" [4267]	168" [4267]	168" [4267]
Top Lock Rod Travel	-	-	-	-	-	-	-	-
Bottom Lock Rod Min Travel	-	-	-	0.5" [13]	0.5" [13]	0.5" [13]	-	-
Bottom Lock Rod Max Travel Floor	-	-	-	3.5" [89]	3.5" [89]	3.5" [89]	-	-
Bottom Lock Rod Max Travel Counter	-	-	-	2.5" [64]	2.5" [64]	2.5" [64]	-	-
Lock Height Floor Application	-	47" [1194]	47" [1194]	47" [1194]	47" [1194]	47" [1194]	-	-
Lock Height Counter Application	-	17" [432]	17" [432]	17" [432]	17" [432]	17" [432]	-	-
Features								
Adjustable Top Hanger	-	•	•	•	•	•	•	•
Universal LH and RH	•	•	•	•	•	•	•	•
Flush Mounted Lock Rod Operation	-	-	-	•	•	•	-	-
Pull Strap	-	Std over 108" [2743]	Std over 108" [2743]	-	-	Std over 108" [2743]	-	-
Plastic Flange 7" [178] (Max 120" [3048])	-	-	-	-	-	•	Std With EL	-
Plastic Flange 4.5" [114] (Max 120" [3048])	-	-	-	-	-	•	Std With SL	-

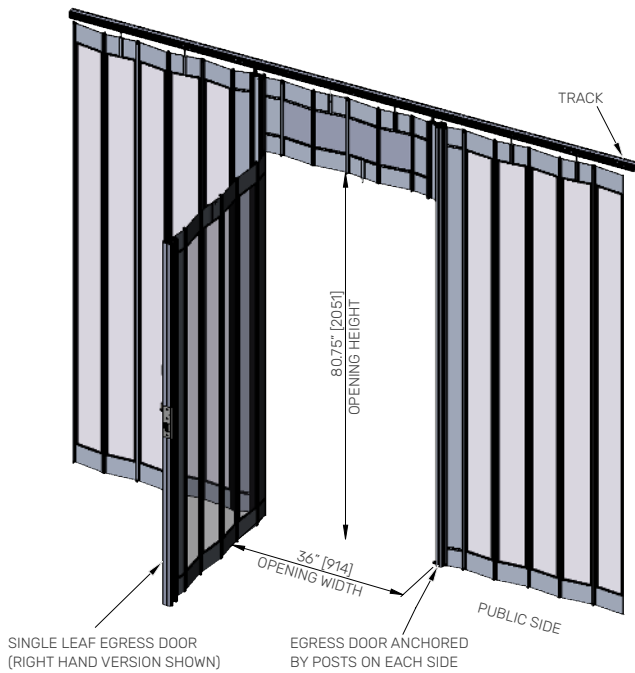
Egress Data

Clear Opening Width (Egress Door)	36" [914]
Clear Opening Height (Egress Door)	80.75" [2051]
Min Door Opening Height Required	89.375" [2270]
Hand of Operation	LH/RH
Total Length (includes Bi-Part Post)	36" [914]
Stack Required (includes Bi-Part Post)	6" [162]
Perforated Aluminum or Polycarbonate**	

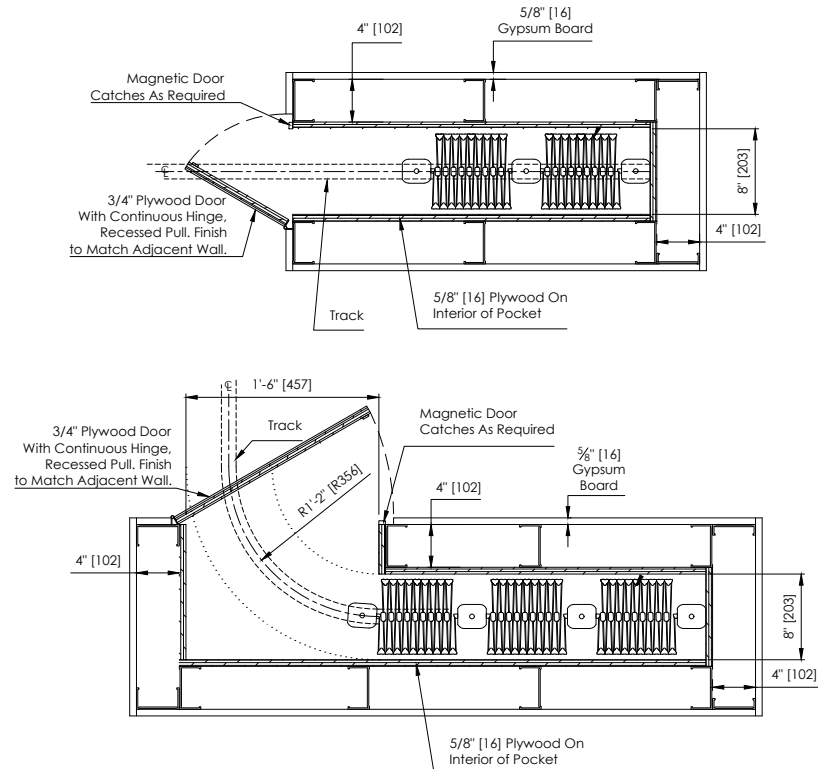
Locking Options

Description	ADA Turnknob	LFIC	SFIC	Std Mortise	Thumbturn
Front view					
Side view					

EL Egress Detail Drawing



EL Pocket Detail Drawing



Pocket and pocket door details shown are for sample construction reference only. Pocket framing and pocket door assemblies are not included unless specifically noted.