


Product Data

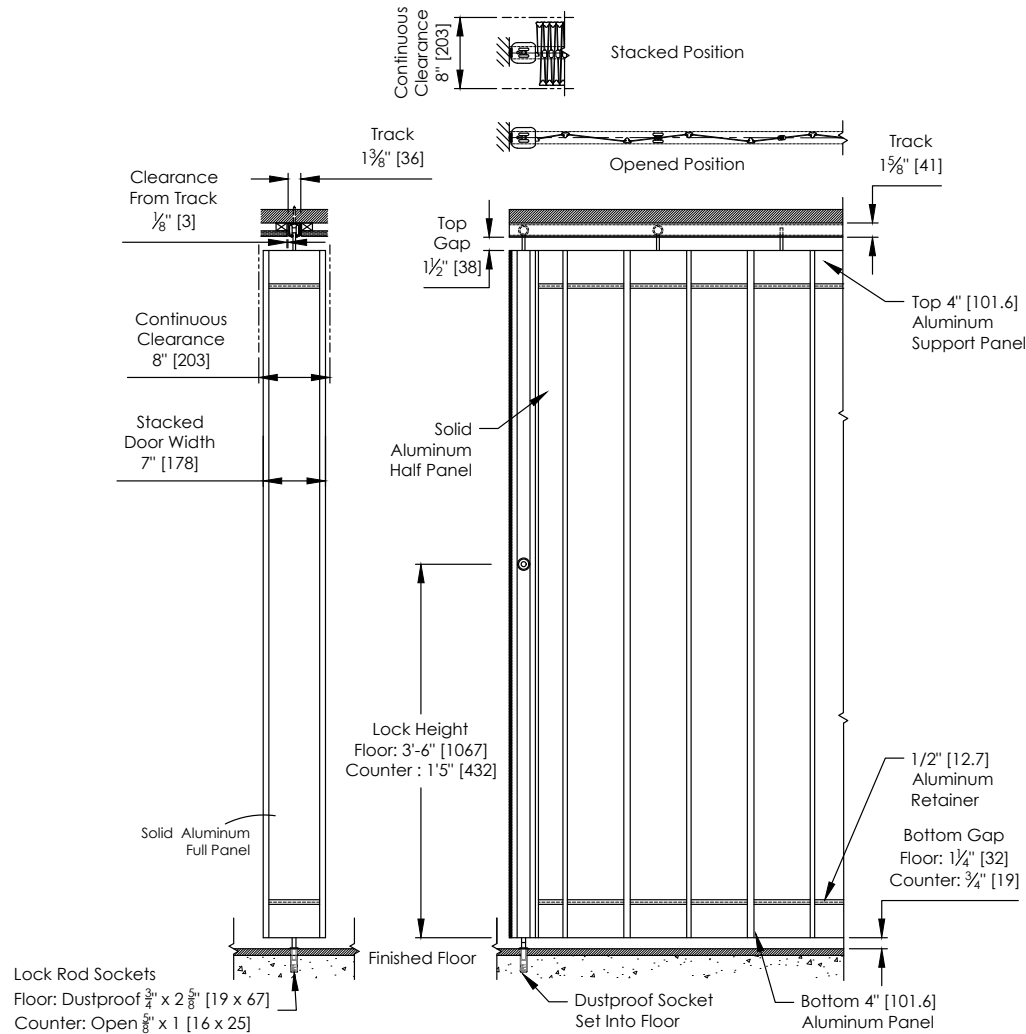
Max Width	Unlimited	
Max Height	168"	[4267]
Panel Width	7"	[177]
Min Pocket Width	8"	[203]
Weight Stacked	22.1lbs/ft ²	107kg/m ²
Weight Extended	1.75lbs/ft ²	8kg/m ²

Color Options



Curve Data

	Radius 10" [254]	Radius 14" [356]
90 Degree	—	•
120 Degree	•	—
135 Degree	•	—
150 Degree	•	—
Custom Curves	Available, please consult factory	



Curtain Dimensions

Panel Count	Width		Stack	
	in.	mm.	in.	mm.
2	13.96	355	0.96	24
3	20.77	528	1.38	35
4	27.58	701	1.79	45
5	34.39	874	2.2	56
6	41.21	1047	2.61	66
7	48.02	1220	3.03	77
8	54.83	1393	3.44	87
9	61.64	1566	3.85	98
10	68.45	1739	4.26	108

Panel Count	Width		Stack	
	in.	mm.	in.	mm.
11*	75.26	1912	4.68	119
12	82.07	2085	5.09	129
13	88.88	2258	5.5	140
14	95.69	2431	5.91	150
15	102.5	2604	6.33	161
16	109.32	2777	6.74	171
17	116.13	2950	7.15	182
18	122.94	3123	7.56	192

* Maximum Span on Counter Application

Post Data



	Post 1	Post 2	Post 3	Post 3	Post 5	Post 7	Post 9	Post 10
Dimension	Wall Channel	Hookbolt Lead	Bi-Part Channel	Bi-Part Hookbolt	Intermediate	Top and Bottom	Trailing	Fixed
Width to Door Length	0.75" [19]	2.75" [70]	1" [25]	2.75" [70]	2.75" [70]	3" [76]	1.5" [38]	0.75" [19]
Width to Stack Depth	0.75" [19]	2.75" [70]	1" [25]	2.75" [70]	2.75" [70]	3" [76]	1.5" [38]	0.75" [19]
Min Height	2" [51]	21.25" [540]	21.25" [540]	21.25" [540]	21.625" [549]	32.125" [816]	21.25" [540]	21.25" [540]
Max Height	168" [4267]	168" [4267]	168" [4267]	168" [4267]	168" [4267]	168" [4267]	168" [4267]	168" [4267]
Top Lock Rod Travel	-	-	-	-	-	-	-	-
Bottom Lock Rod Min Travel	-	-	-	0.5" [13]	0.5" [13]	0.5" [13]	-	-
Bottom Lock Rod Max Travel Floor	-	-	-	3.5" [89]	3.5" [89]	3.5" [89]	-	-
Bottom Lock Rod Max Travel Counter	-	-	-	2.5" [64]	2.5" [64]	2.5" [64]	-	-
Lock Height Floor Application	-	47" [1194]	47" [1194]	47" [1194]	47" [1194]	47" [1194]	-	-
Lock Height Counter Application	-	17" [432]	17" [432]	17" [432]	17" [432]	17" [432]	-	-
Features								
Adjustable Top Hanger	-	•	•	•	•	•	•	•
Universal LH and RH	•	•	•	•	•	•	•	•
Flush Mounted Lock Rod Operation	-	-	-	•	•	•	-	-
Pull Strap	-	Std over 108" [2743]	Std over 108" [2743]	-	-	Std over 108" [2743]	-	-
Plastic Flange 7" [178] (Max 120" [3048])	-	-	-	-	-	•	Std With EL	-
Plastic Flange 4.5" [114] (Max 120" [3048])	-	-	-	-	-	•	Std With SL	-
Locking Options								
Cylinder/Thumb Turn	-	•	•	-	•	•	-	-
ADA Turn Knob	-	•	•	-	-	•	-	-
Locking 1 Side	-	•	•	-	•	•	-	-
Locking 2 Sides	-	•	•	-	-	•	-	-

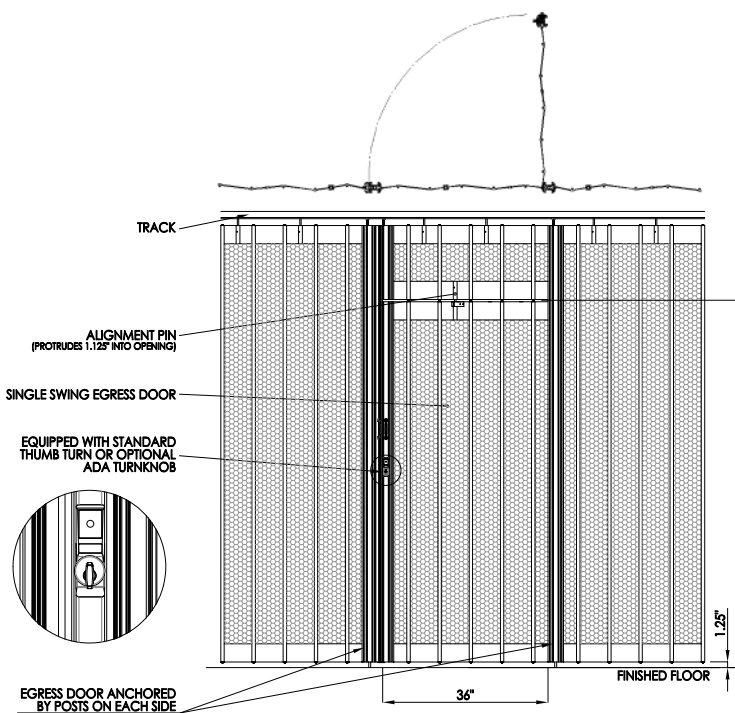
Egress Data

Clear Opening Width (Egress Door)	36" [914]
Clear Opening Height (Egress Door)	80.75" [2051]
Min Opening Height Required	89.375" [2270]
Hand of Operation	LH/RH
Total Length (includes Bi-Part Post)	38" [965]
Stack Required (includes Bi-Part Post)	6" [162]

Locking Options

Description	ADA Turnknob	LFIC	SFIC	StdMortise	Thumbturn
Front view					
Side view					

Egress Left Hand Reverse



Egress Right Hand Reverse

