



# Steel Pocket Door

## SIDE FOLDING – FEATURES AND OPTIONS HIGHLIGHT



Some public buildings require a way to secure side folding door pockets when the door is folded away inside.

If your project requires a heavy duty or tamper-proof solution, Dynamic's steel pocket door is an effective way to close off the storage pocket.

The robust construction of the pocket door is designed to provide decades of smooth, trouble-free service.

### Features

- Pocket door is made from 14-gauge steel.
- Covers an 8-inch wide pocket opening.
- Available in almost any height up to 144 inches (from finished floor to track support).
- Three durable commercial grade 4-inch butt hinges are placed up one side for maximum support.
- Can be supplied for left-handed or right-handed opening.
- Finished in silver-grey paint (PPG 301189) that mimics the clear anodized door finish that most of our customers choose.
- Can also be painted in the field without any issues.

### Locking

The door comes equipped with a thumb turn lock or optional keyed cylinder lock (matched to the security door inside).

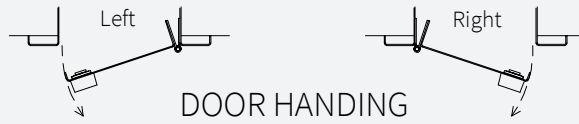
### Models

The steel pocket door is suitable for use with any Elite or Slim Line series side folding doors.

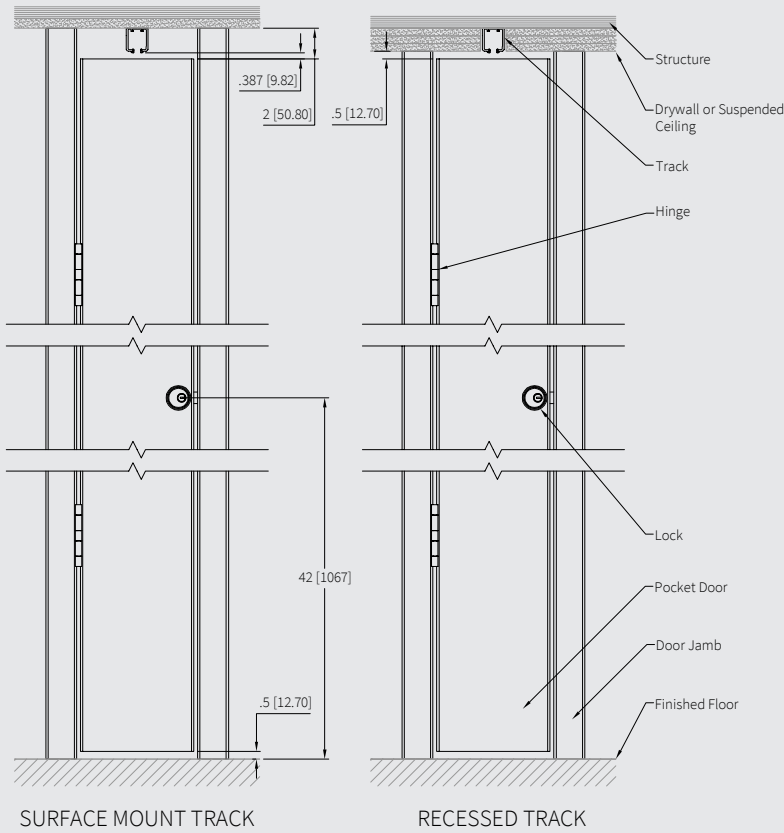
(The EZ line is also available with its own pocket door.)



INNOVATIVE DESIGN. INTELLIGENTLY SIMPLE.




DOOR HANDING



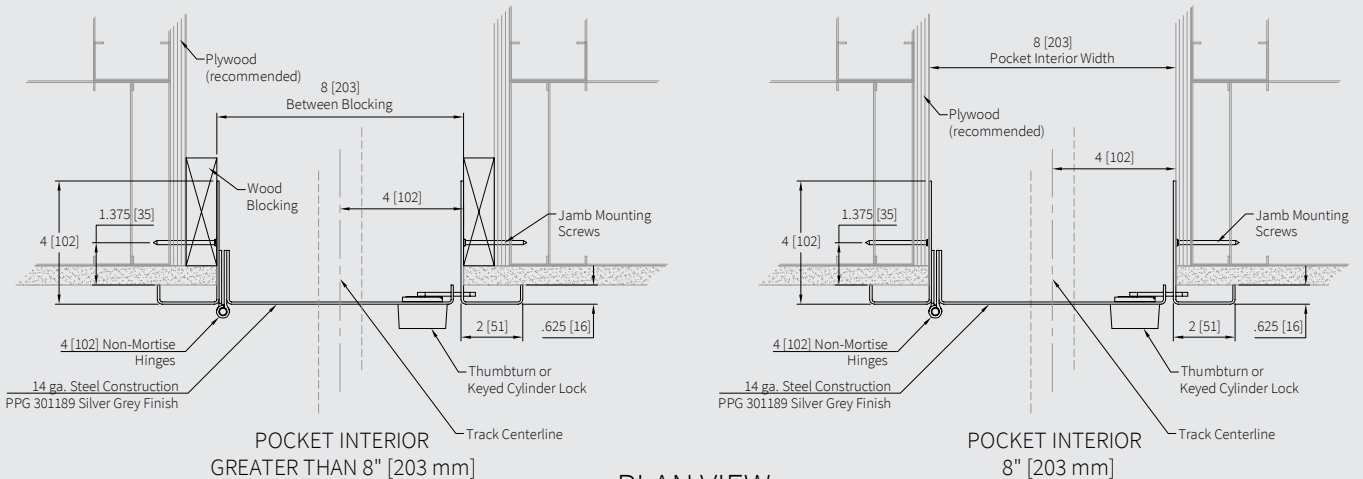
SURFACE MOUNT TRACK

RECESSED TRACK

ELEVATION VIEW  
(RIGHT HAND DOOR)



ISOMETRIC VIEW  
(RIGHT HAND DOOR)



POCKET INTERIOR  
GREATER THAN 8" [203 mm]

POCKET INTERIOR  
8" [203 mm]

PLAN VIEW  
(RIGHT HAND DOOR)