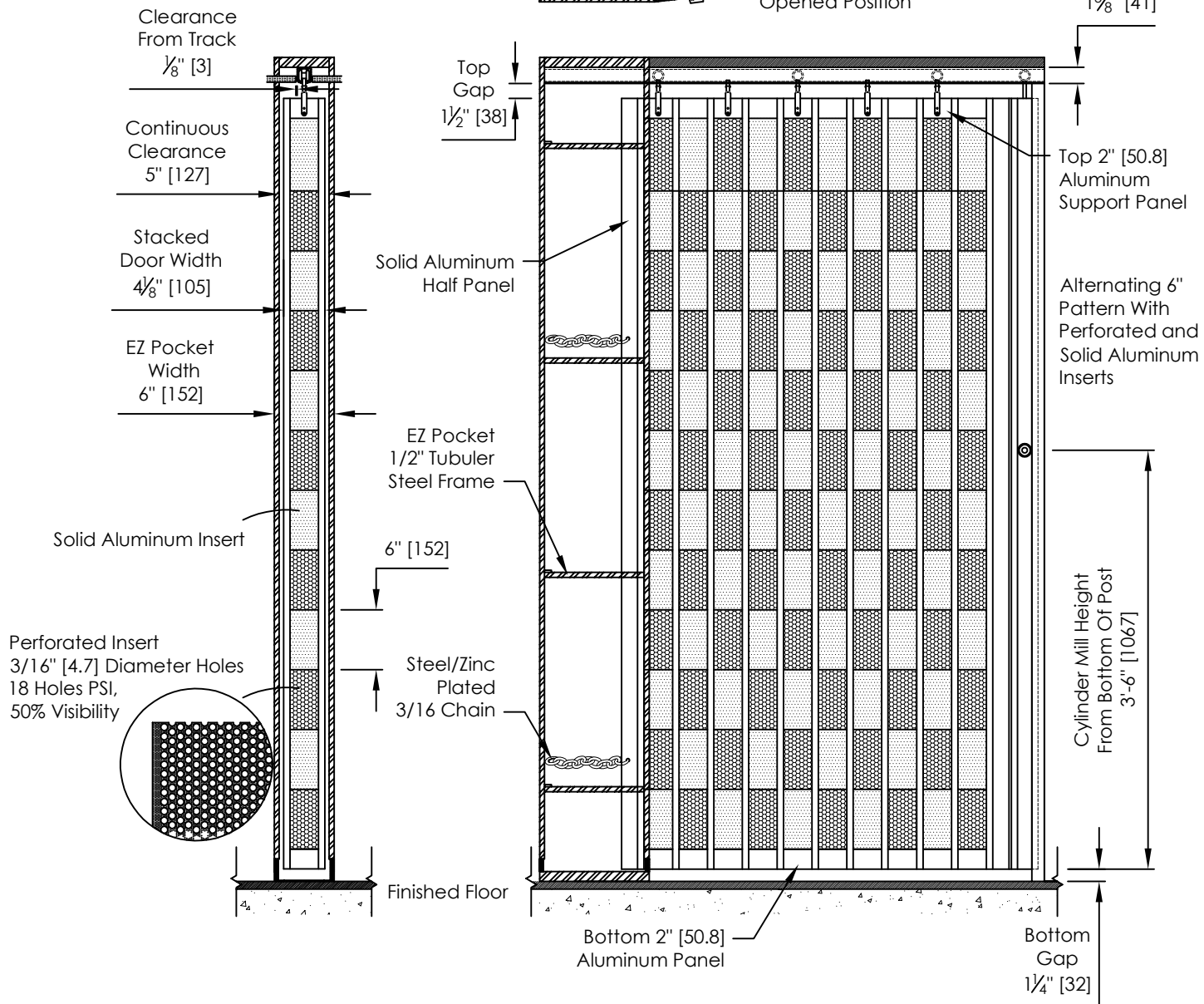
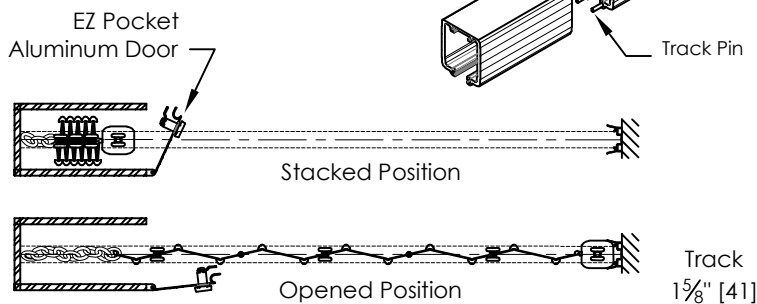
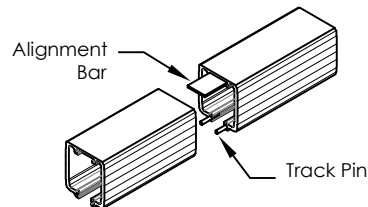



Choice Of Quality Anodized Finish On All Exposed Aluminum Parts.  
 Note: Colors May Not Be Exactly As Shown.  
 Cut And Sheared Edges Will Be Bare Aluminum.

Track – The Durable Hardened Track Allows For Smooth Operation.  
 Optional Curves And Custom Curves Available.



DIMENSIONS ARE IN INCHES STANDARD TOLERANCES APPLY UNLESS OTHERWISE INDICATED	DRAWN	INITIALS: -	DATE: -		PART NO. -	PART REV. -
	REVISIONS					
	SYM.	DESCRIPTION	DATE	INITIALS	DESCRIPTION <b>EZ AG PS 6" (Full Height)</b>	
	-	-	-	-		
<b>PROPRIETARY AND CONFIDENTIAL</b> THE INFORMATION CONTAINED IN THIS DRAWING IS THE SOLE PROPERTY OF DYNAMIC CLOSURES. ANY REPRODUCTION IN PART OR AS A WHOLE WITHOUT THE WRITTEN PERMISSION OF DYNAMIC CLOSURES IS PROHIBITED.	MATERIAL	COMMENTS: -			SIZE <b>A</b>	SCALE: 1:16 WEIGHT: SHEET 1 OF 1
	FINISH	DO NOT SCALE DRAWING				