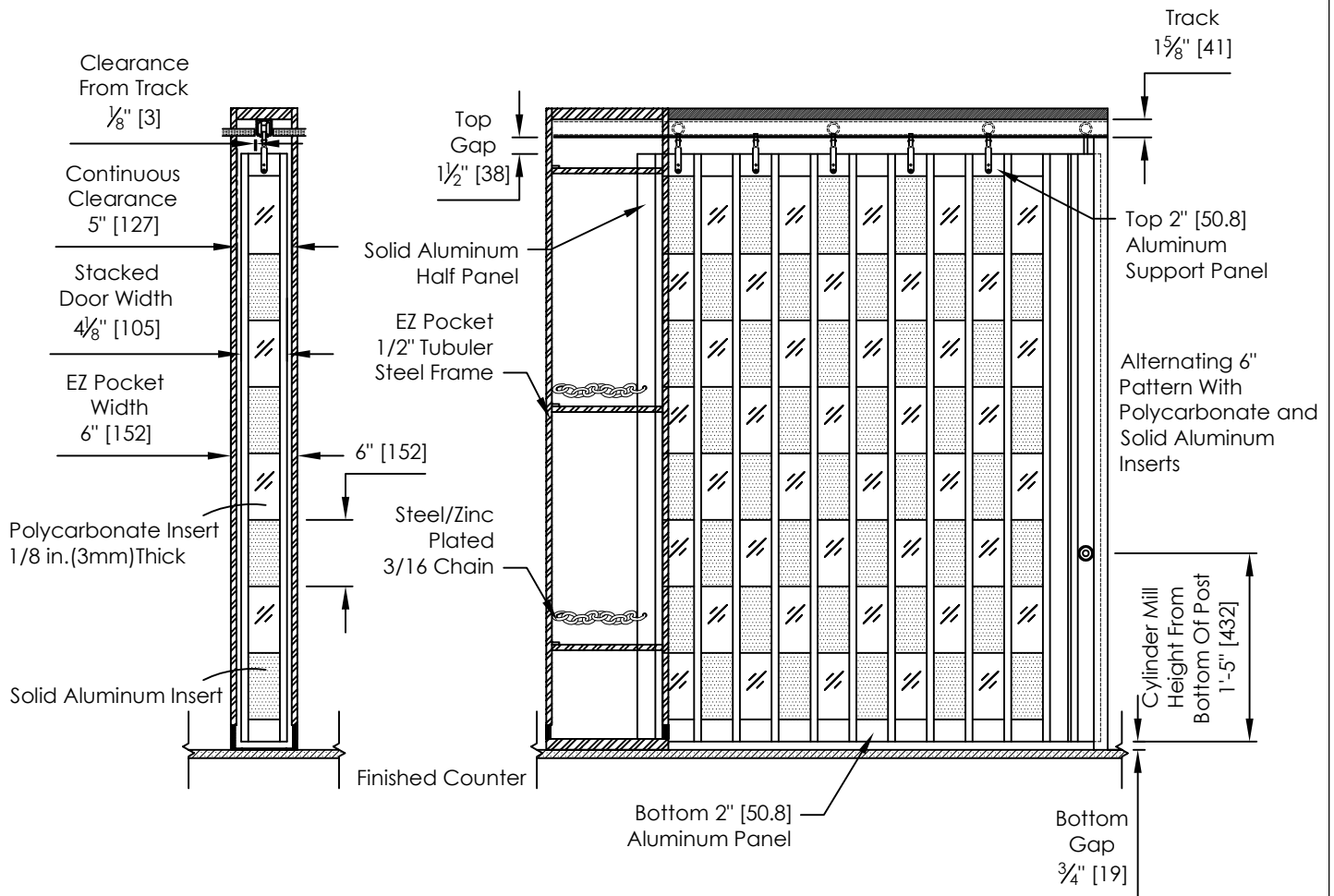
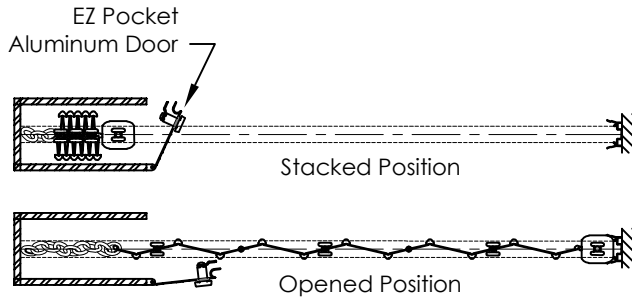
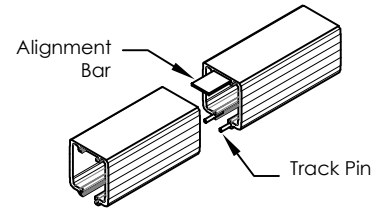


Choice Of Quality Anodized Finish On All Exposed Aluminum Parts.
 Note: Colors May Not Be Exactly As Shown.
 Cut And Sheared Edges Will Be Bare Aluminum.

Track – The Durable Hardened Track Allows For Smooth Operation.
 Optional Curves And Custom Curves Available.



DIMENSIONS ARE IN INCHES STANDARD TOLERANCES APPLY UNLESS OTHERWISE INDICATED	DRAWN	INITIALS: -	DATE: -	
	REVISIONS			
	SYM.	DESCRIPTION	DATE	INITIALS
	-	-	-	-
PROPRIETARY AND CONFIDENTIAL THE INFORMATION CONTAINED IN THIS DRAWING IS THE SOLE PROPERTY OF DYNAMIC CLOSURES. ANY REPRODUCTION IN PART OR AS A WHOLE WITHOUT THE WRITTEN PERMISSION OF DYNAMIC CLOSURES IS PROHIBITED.	MATERIAL	-	PART NO. -	
	FINISH	-	PART REV. -	
DO NOT SCALE DRAWING	COMMENTS: -			DESCRIPTION EZ AG CS 6" (Counter Height) SIZE A SCALE: 1:16 WEIGHT: SHEET 1 OF 1