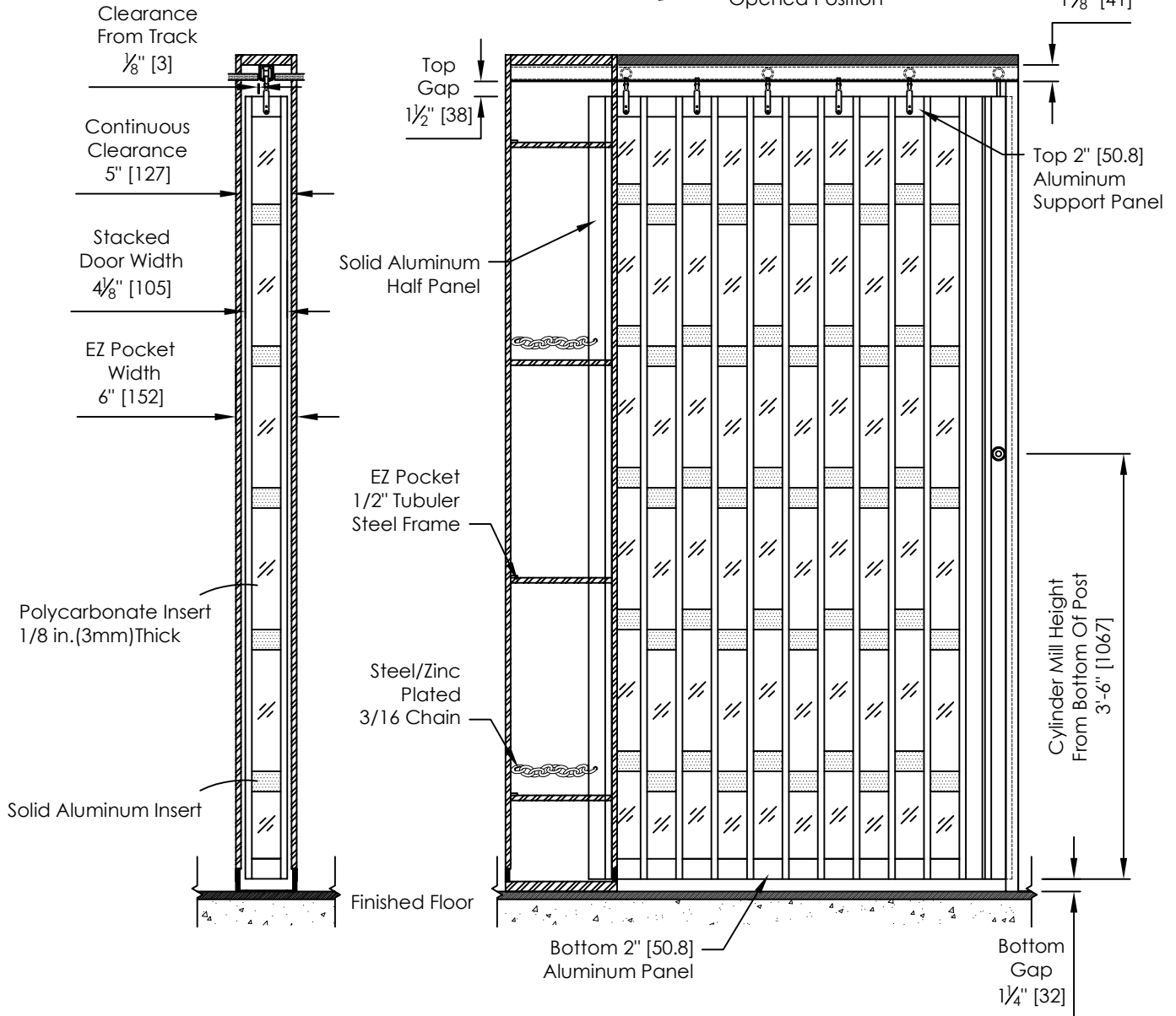
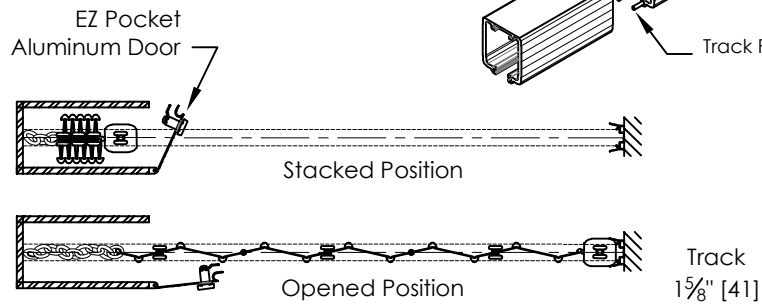
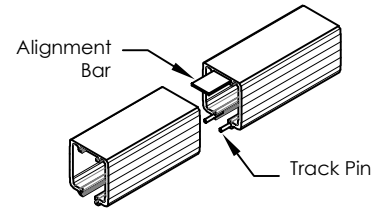
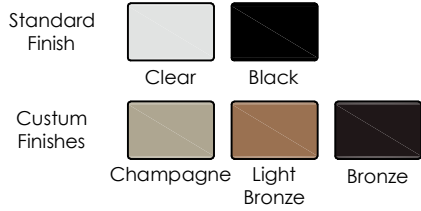


Choice Of Quality Anodized Finish On All Exposed Aluminum Parts.
 Note: Colors May Not Be Exactly As Shown.
 Cut And Sheared Edges Will Be Bare Aluminum.

Track – The Durable Hardened Track Allows For Smooth Operation.
 Optional Curves And Custom Curves Available.



DIMENSIONS ARE IN INCHES STANDARD TOLERANCES APPLY UNLESS OTHERWISE INDICATED	DRAWN: _____ INITIALS: - DATE: -	
	REVISIONS SYM. DESCRIPTION DATE INITIALS - - - - - - - - - - - - - - -	
	PART NO. _____ PART REV. -	DESCRIPTION EZ 12 CS (Full Height)
MATERIAL - FINISH - DO NOT SCALE DRAWING	COMMENTS: - SCALE: 1:16 WEIGHT: SHEET 1 OF 1	

PROPRIETARY AND CONFIDENTIAL
 THE INFORMATION CONTAINED IN THIS DRAWING IS THE SOLE PROPERTY OF DYNAMIC CLOSURES. ANY REPRODUCTION IN PART OR AS A WHOLE WITHOUT THE WRITTEN PERMISSION OF DYNAMIC CLOSURES IS PROHIBITED.