

# Mini Size, Max Security.

*Dynamic's Mini Roll Up will provide many years of dependable, smooth performance.*

*Light weight, attractive  
affordable and  
SIMPLE TO INSTALL!*



A 60, Color White with Crank Operation

**E 16**



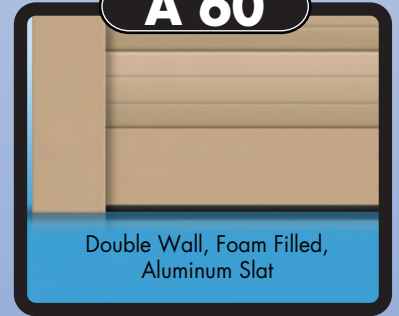
Solid, Flat, Single wall,  
Clear Anodized Aluminum

**P 59**



Perforated, Curved Single wall,  
Clear Anodized Aluminum

**A 60**



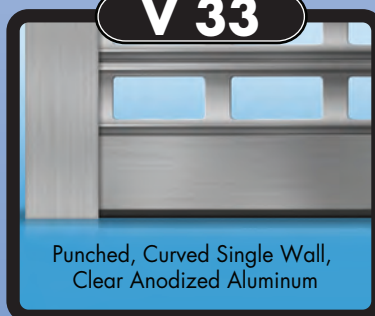
Double Wall, Foam Filled,  
Aluminum Slat

**T 65**



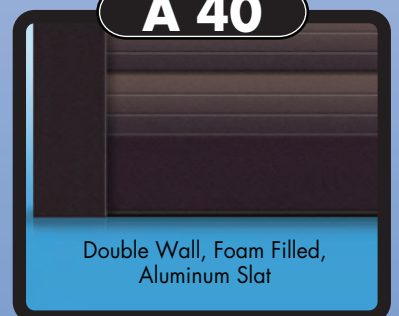
Translucent Polycarbonate,  
Clear Anodized Aluminum

**V 33**



Punched, Curved Single Wall,  
Clear Anodized Aluminum

**A 40**



Double Wall, Foam Filled,  
Aluminum Slat

See reverse for  
full limitations



**DYNAMIC**  
www.DynamicClosures.com

PHONE: 1-800-663-4599 FAX: 1-800-205-6665

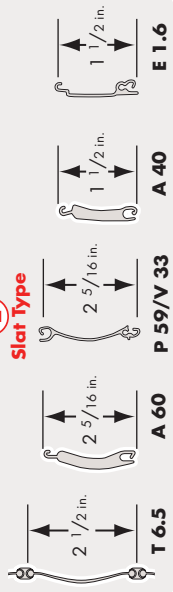
A60 and A40 available  
in white, beige and  
dark bronze finishes.

Tag No.	Qty.	1	2	3	4	5	6	7	8	9	10	11	12 / 13	14	15
		Location	Slat Type	Color	Mounting	Total Guide Width	Clear Width Between Guides	Overall Width $(5) + (6) = (7)$	Clear Opening Height	Bottom Bar Height	Coil Box Height	Overall Height	Operation Type	Lock Options Type	Motor Options Type
										2 in					
										2 in					

**1 Location**

- 1=Interior Application – Climate Controlled Area
- 2=Exterior Application – Exposed to Weather

**2 Slat Type**

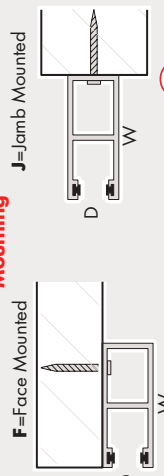


**3 Color**

Matching Slat, Bottom Bar, Guides and Coil Box

<b>T 6.5</b>	<b>T</b> =Translucent Slats/Clear Anodized Trim
<b>A 60</b>	<b>W</b> =White <b>D</b> =Dark Bronze <b>B</b> =Beige
<b>A 40</b>	<b>W</b> =White <b>D</b> =Dark Bronze <b>B</b> =Beige
<b>P 59/V 33/E 1.6</b>	<b>C</b> =Clear Anodized

**4 Mounting**

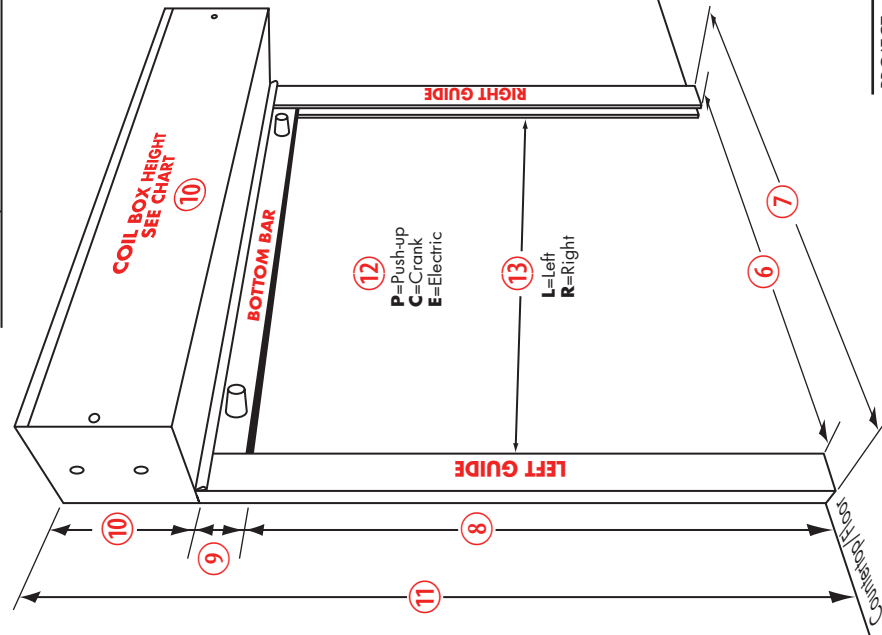


**5 Total Guide Width**

Guide Dimensions	D	W
<b>T 6.5/A 60</b>	1 1/8 in	2 5/16 in
<b>P 59/V 33</b>	1 1/8 in	2 5/16 in
<b>A 40</b>	7/8 in	2 1/8 in
<b>E 1.6</b>	7/8 in	2 1/8 in

**14 Lock Options**

TYPE	<b>S</b> =Slide <b>C</b> =Cylinder <b>N</b> =None
LOCATION	<b>C</b> =Coil Side <b>O</b> =Opposite Coil



**10 Coil Box Height**

<b>T 6.5</b>	Max Width 10 ft 6 in, 81 1/2 1/4
<b>A 60</b>	Max Width 12 ft 0 in, 81 1/2 1/4
<b>COIL BOX</b>	MAXIMUM CLEAR HEIGHT
6 in	2 ft 6 in
7 in	4 ft 0 in
8 in	5 ft 6 in
9 in	7 ft 6 in
10 in	9 ft 6 in
12 in	10 ft 6 in

<b>P 59/V 33</b>	Max Width 12 ft 0 in, 105 1/4
<b>COIL BOX</b>	MAXIMUM CLEAR HEIGHT
8 in	4 ft 6 in
9 in	8 ft 0 in
10 in	10 ft 6 in

<b>A 40</b>	Max Width 8 ft 0 in, 81 1/2 1/4
<b>E 1.6</b>	Max Width 8 ft 0 in, 81 1/2 1/4
<b>COIL BOX</b>	MAXIMUM CLEAR HEIGHT
6 in	3 ft 0 in
7 in	5 ft 6 in
8 in	8 ft 6 in
9 in	10 ft 6 in

**15 Motor Options**

SWITCH	<b>T</b> =Toggle <b>P</b> =Paddle <b>K</b> =Key
COLOR	<b>W</b> =White <b>I</b> =Ivory <b>A</b> =Aluminum
TYPE	<b>C</b> =Constant <b>M</b> =Momentary

DISTRIBUTOR: \_\_\_\_\_  
 ADDRESS: \_\_\_\_\_  
 P.O.#: \_\_\_\_\_  
 PROJECT: \_\_\_\_\_  
 LOCATION: \_\_\_\_\_  
 DATE: \_\_\_\_\_



Patent Pending. Specifications Subject to Change.